

Mechanochemical Defluorinative Arylation of Trifluoroacetamides: An Entry to Aromatic Amides

Satenik Mkrtchyan,* Mohanad Shkoor, Mandalaparthi Phanindrudu, Miroslav Medved', Olena Sevastyanova, and Viktor O. Iaroshenko*



Cite This: *J. Org. Chem.* 2023, 88, 863–870



Read Online

ACCESS |



Metrics & More

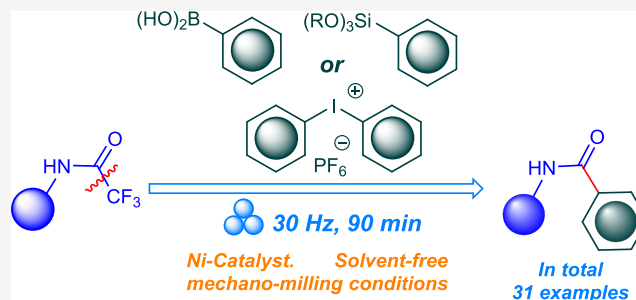


Article Recommendations



Supporting Information

ABSTRACT: The amide bond is prominent in natural and synthetic organic molecules endowed with activity in various fields. Among a wide array of amide synthetic methods, substitution on a pre-existing (O)C–N moiety is an underexplored strategy for the synthesis of amides. In this work, we disclose a new protocol for the defluorinative arylation of aliphatic and aromatic trifluoroacetamides yielding aromatic amides. The mechanochemically induced reaction of either arylboronic acids, trimethoxyphenylsilanes, diaryliodonium salts, or dimethyl(phenyl)sulfonium salts with trifluoroacetamides affords substituted aromatic amides in good to excellent yields. These nickel-catalyzed reactions are enabled by C–CF₃ bond activation using Dy₂O₃ as an additive. The current protocol provides versatile and scalable routes for accessing a wide variety of substituted aromatic amides. Moreover, the protocol described in this work overcomes the drawbacks and limitations in the previously reported methods.



INTRODUCTION

The amide bond is a privileged and ubiquitous structural scaffold that comprises the backbone for peptides and a vast number of natural products, bioactive molecules, and marketed pharmaceuticals. Approximately a quarter of the current marketed drugs and drug lead molecules encompass amide linkage; hence, the reactions involving the amide bond creation and functionalization are the most performed processes in the drug industry, accounting for nearly 16% of total reported chemical synthesis reactions.^{1–5} Moreover, the amide bond is routinely encountered in molecules serving as lubricants, pesticides, perfumes, and agrochemicals.^{4,6–11} From a synthetic organic chemistry point of view, amides play a pivotal role as catalysts^{12,13} and building blocks to access a wide variety of valuable molecules.^{14–19} As a consequence, amide bond formation and derivatization continue to attract the attention of synthetic organic and process chemists.

A vast number of protocols for the synthesis and derivatization of amides has been reported.^{19–22} Nevertheless, the substitution onto a pre-existing (O)C–N structural motif has emerged as an elegant protocol to access various substituted amides, overcoming the drawbacks associated with the dehydrative condensation protocol such as the stoichiometric use of high molecular mass carboxylic acid activators and the poor atom economy. In this context, carbonylation reactions represent a straightforward tool toward the functionalization of (O)C–N moieties. Although a variety of carbonyl surrogates and catalytic systems were

developed and provided elegant routes to amides, most of these methods are limited by harsh conditions to generate the carbonyl radical, especially when formamides are used as the carbonyl source, excess use of oxidants, elevated reactions temperatures, poor atom economy, and lack of tolerance of many functional groups.^{23–27}

Carbonylation reactions employing trihaloacetamides^{28–31} as carbonyl surrogates, via loss of CX₃, have been scarcely studied. In particular, trifluoroacetamides are preferred over the other trihaloacetamides for their bench stability and preparation feasibility. Despite the inertness of the N(O)C–CF₃ bond, the trifluoroacetamido functionality has served as a carbonyl surrogate via the cleavage of the N(O)C–CF₃ fragment, which has been utilized to create C(O)–N^{32,33} and C(O)–O^{34,35} bonds. However, the formation of the N(O)C–C bond as an approach for the synthesis of substituted amides has been underexplored so far. Smith and co-workers reported the formation of anilides by the defluorinative arylation of trifluoroacetamides with organolithium compounds (Scheme 1).³⁶ Due to the high reactivity of organolithium reagents, this protocol lacks tolerance of many

Received: September 13, 2022

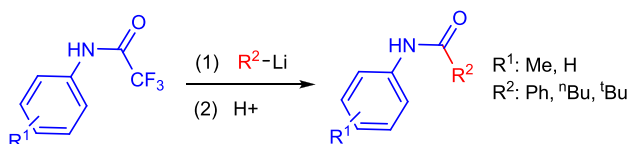
Published: January 9, 2023



Scheme 1. Previous Works and Our Synthetic Scenario

Previous work

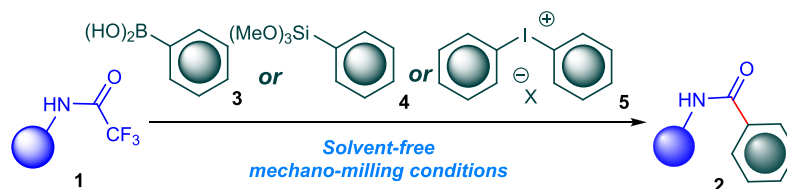
1-Organolithium reagents



2-Grignard reagents



This work



functional groups, in particular halogenated precursors, and therefore suffers from a narrow synthetic scope. Recently, Kambe's group employed Grignard reagents as the organometallic coupling partners in the defluorinative arylation and alkylation of trifluoroacetamides (Scheme 1).³⁷ The reaction involved inherent drawbacks such as prolonged heating time, large excess of the Grignard reagent, moderate to low yields when alkyl Grignard reagents were employed, lack of the scope diversity, and practical and safety concerns associated with the use of Grignard reagents. As a consequence, the discovery of facile procedures for defluorinative arylation of trifluoroacetamides is still sought after.

RESULTS AND DISCUSSION

To circumvent the need for highly reactive C-nucleophiles to achieve the cleavage of N(O)C-CF₃ bond of trifluoroacetamides, the C-F bonds need to be activated.^{38,39} It is known that trivalent lanthanides are capable of polarizing C(sp³)-F bonds and thus activate them for further cleavage and subsequent functionalization.^{40,41} Since lanthanides on the right side of the periodic table are stronger activator of C(sp³)-F bonds, we envisioned that dysprosium(III) oxide can be a candidate to activate the C(sp³)-F bonds of trifluoroacetamides.

There is a growing emphasis on the environmental impact of new synthetic procedures. In this perspective, mechanochemically induced transformations as solvent-free and energy-efficient processes have gained substantial interest.⁴²⁻⁴⁵ Of note, the employment of trifluoroacetamides in carbamoylation reactions can be considered as an effort toward environment remedy as organofluorine compounds are long-lived and persistent in the environment. In view of the above and in pursuit of our research efforts in the chemistry of fluorinated organic compounds,^{46,47} herein, we report a facile protocol for defluorinative coupling of trifluoroacetamides with four different arylating agents, namely, arylboronic acids, trimethoxyphenylsilanes, diaryliodonium salts, and dimethyl(phenyl)-

sulfonium salts (Scheme 2), yielding a wide variety of substituted amides.

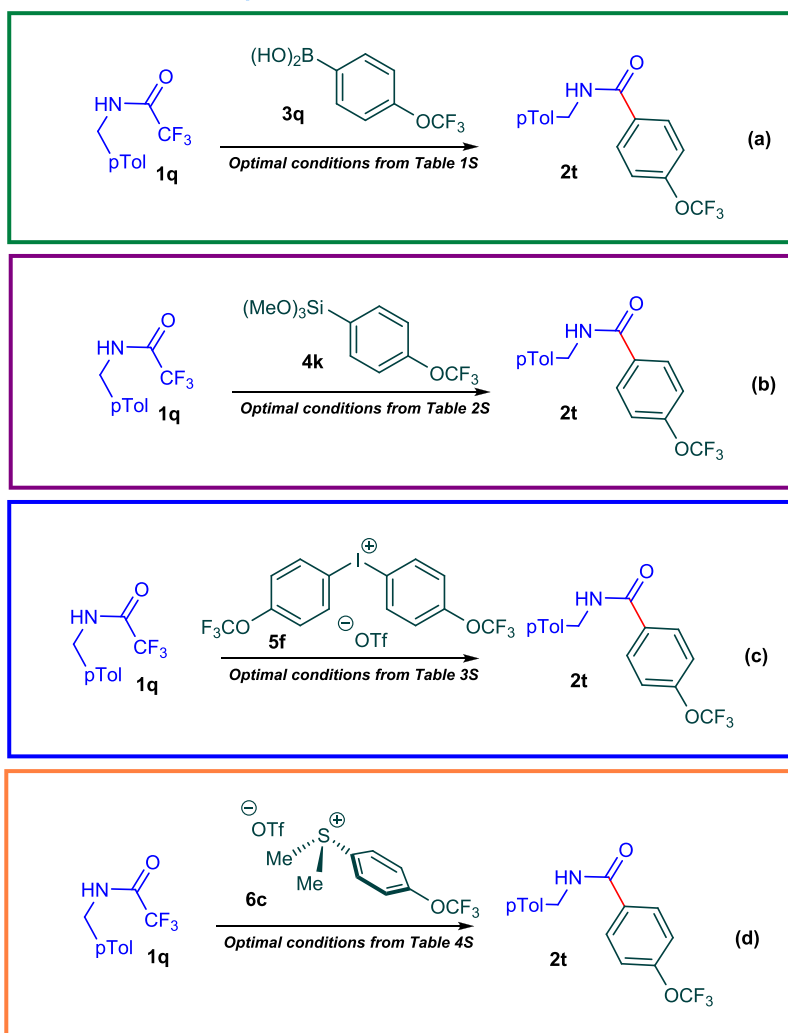
We commenced our endeavor by seeking the optimal reaction conditions for the reaction of trifluoroacetanilide **1q** with 4-(trifluoromethoxy)phenyl boronic acid **3q**. Our preliminary exploratory experiments revealed that the reaction proceeded only in the presence of the 0.1 equivalent of cucurbit[6]uril, which is a pumpkin-shaped supramolecular framework that features both electronegative carbonyl portals and hydrophobic void. We assume that the cucurbit[6]uril acts as a molecular container by encapsulation of reacting molecules in its cavity, thus increasing their effective concentrations and pre-organizing them to achieve a specific conformation to facilitate the titled reactions.⁴⁸⁻⁵¹

A variety of palladium salts including Pd(OAc)₂, PdCl₂, and PdCl₂(PPh₃)₂ was screened for their ability to catalyze the model reaction (Scheme 2a, Table S1) with 10 mol % catalyst loading. Among those palladium salts, PdCl₂ provided the highest isolated yield of 72%. In the course of these experiments, we found that DABCO surpassed K₂CO₃ in enhancing the reaction yield. In contrast to palladium salts, CoCl₂ failed to catalyze the reaction. The reaction yield decreased dramatically when 10 mol % of CuCl or CuCl₂ was utilized. Upon screening of a variety of Ni(II) salts, we found that NiBr₂ in combination with DABCO provided the highest isolated reaction yield of 87%. Moreover, our initial studies established that Dy₂O₃ was the best additive when compared to other lanthanide oxides such as La₂O₃, Ce₂O₃, Sm₂O₃, Eu₂O₃, and Yb₂O₃. To validate the demand for a mechanochemical protocol, we studied the model reaction in a variety of solvents under conventional heating conditions. Most of solvent-dependent reactions failed to produce the target amide under these optimized conditions.

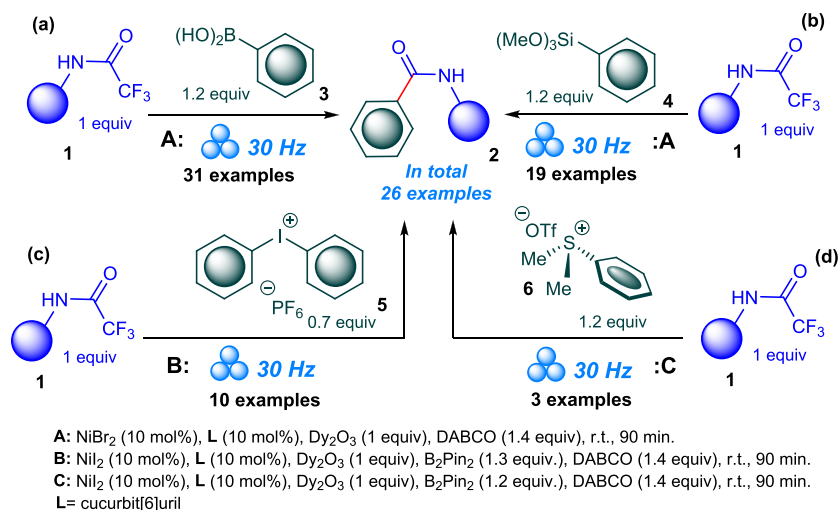
Inspired by this success, we then directed our efforts toward optimizing reaction conditions for our second route for the defluorinative arylation of trifluoroacetamides (Scheme 2b, Table S2). The reaction of trifluoroacetanilide **1q** with

Scheme 2. Model Reactions for Reaction Condition Optimization

Reaction condition optimization:



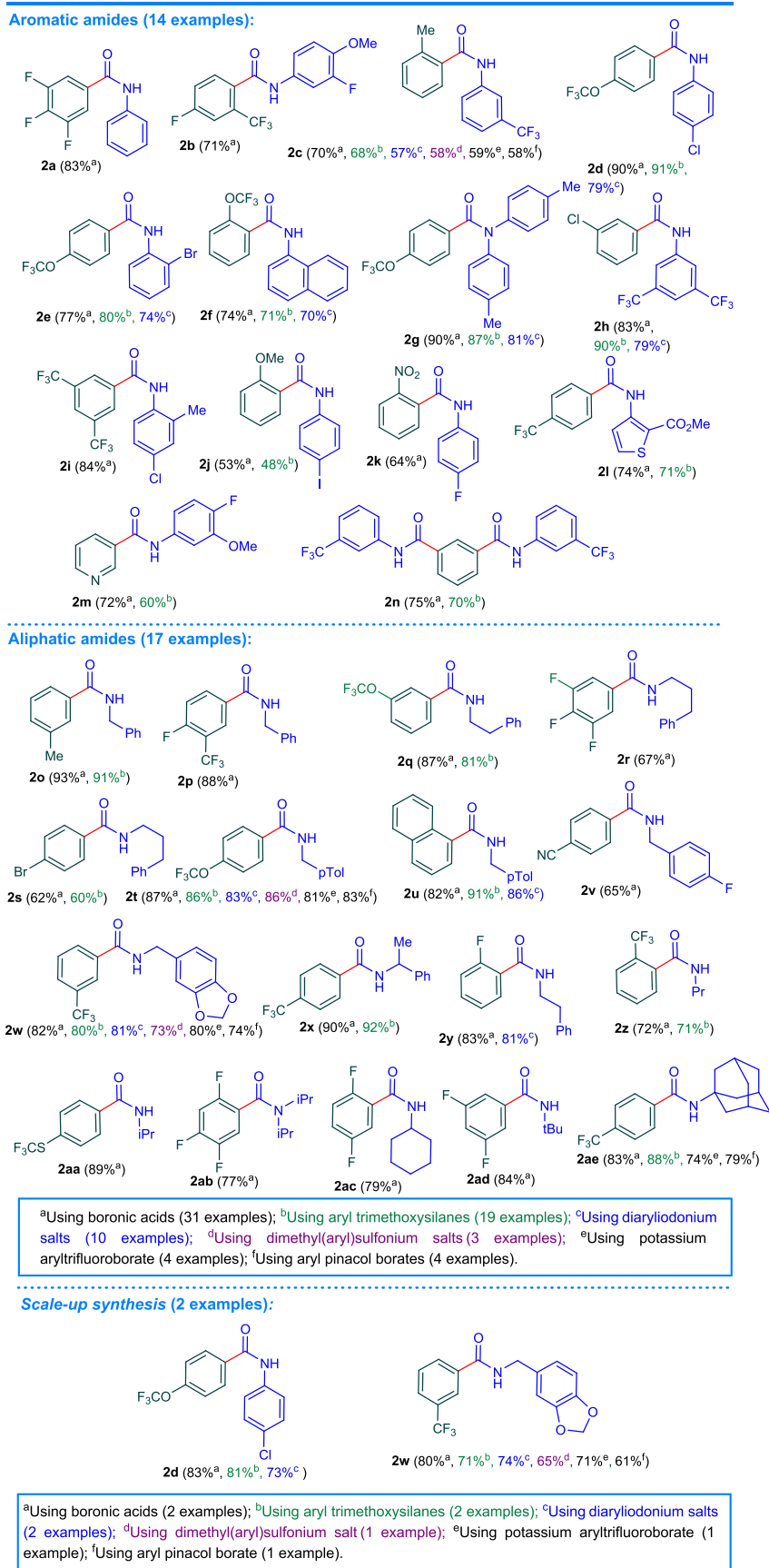
Scheme 3. The Optimum Reaction Conditions for the Arylating Agents



trimethoxy(4-(trifluoromethoxy)phenyl)silane **4k** was nominated as the model reaction. We embarked on testing the previous optimal conditions (mechano-milling, NiBr_2 , DABCO, Dy_2O_3). To our delight, the target amide was

produced in 86% yield, which was the highest reaction yield we can obtain. Interestingly, replacing DABCO with K_2CO_3 failed to produce the target amide. In addition to that, no product was detected when CuCl_2 was employed to catalyze the

Scheme 4. Synthetic Scope of the Current Protocol.



reaction. However, a replacement of NiBr_2 with PdCl_2 afforded the product in 80% reaction yield. Under the optimal reaction conditions for this transformation, replacing mechano-milling technique with a variety of solvents failed to yield the target product.

The reaction of trifluoroacetanilide **1q** with bis(4-(trifluoromethoxy)phenyl)iodonium triflate **5f** represented our model reaction for the third route of defluorinative arylation of trifluoroacetamides (Scheme 2c, Table S3). In our initial trials, the previous optimal conditions failed to yield the target amide **2t**. Upon addition of bis(pinacolato)diboron to the reaction mixture, the target product **2t** was formed in 71%. Furthermore, replacement of NiBr_2 with NiI_2 gave the product in 83% yield as the highest isolated in our efforts to optimize this route. As expected, the use of the inorganic base Na_2CO_3 drastically decreased the yield to 10%. In other trials, both PdBr_2 and PdCl_2 catalyzed the transformations and afforded the target product in 63 and 55%, respectively. On the other hand, both CuCl_2 and CoCl_2 failed to catalyze the reaction. To our delight, under these optimum conditions, the reaction of trifluoroacetanilide **1q** with dimethyl(4-(trifluoromethoxy)phenyl)sulfonium triflate **6c** afforded the desired amide **2t** in 86% yield (Scheme 2d, Table S4). The reaction yields sharply decreased when DABCO was replaced by Na_2CO_3 . It is important to note that in both cases, the additional of pinacol diborane was indispensable. We believe that it reacts in situ with iodonium and sulfonium salts, respectively, giving rise to the corresponding pinacol esters, which in turn enter the reaction. The latter reaction represents the model for our fourth route to achieve the defluorinative arylation of trifluoroacetamides. The optimized reaction conditions for the four routes are depicted in Scheme 3.

With the established optimized reaction condition for the four pathways in hands, we set out to scrutinize the synthetic scope of these reactions (Scheme 4) to determine the generality and limitations for our protocols. Under the optimized conditions, selective cleavage of the $\text{N}(\text{O})\text{C}-\text{CF}_3$ bond was observed as CF_3-O , $\text{Ph}-\text{CF}_3$, and $\text{Ph}-\text{F}$ bonds in starting substrates remained intact. Consequently, we were successful in preparing a series of fluorinated aromatic amides in good to excellent yields. Furthermore, chlorinated aromatic amides were also prepared in very good yields; thereby, the current protocol overcomes the limitations of the previous protocols for halogenated substrates. We did not observe a general trend between the reaction yield and the electronic nature of the substituents on the arylating agent. To afford the scientific community with different choices, we synthesized the library of amides starting from the different arylating agents utilized in this study. In most cases, we noticed no significant influence of the arylating agent type on the reaction yield. For instance, compound **2e** was prepared in 77% yield starting from boronic acid, in 80% yield from aryl trimethoxysilane, and in 74% yield when diaryliodonium salt was used. A variety of aromatic and aliphatic reagents reacted smoothly under optimized conditions and afforded the corresponding amides in good to excellent yields. Of note, potassium aryltrifluoroborates and pinacol borates were also successful substrates and afforded the corresponding amides in very good yields.

Furthermore, primary and secondary trifluoroacetamides underwent defluorinative arylation to yield the target amides. To demonstrate the synthetic validity of our protocol, scale-up reactions successfully yielded the desired amides in high yields employing the various arylating agents utilized in the current

work. Thus, compounds **2d** and **2w** were prepared in gram quantities (Scheme 4).

The observed sensitivity of the catalytic activity on utilized chemical ingredients in our mechanochemical protocol indicates their intricate interplay that can hardly be fully rationalized at the atomistic level. Nevertheless, to address the feasibility of the $\text{C}-\text{CF}_3$ bond activation in the presence of Ni species, we performed density functional theory (DFT) calculations employing the $\omega\text{B97X-D}$ functional⁵² in combination with the def2-SVP atomic basis set⁵³ for several model systems using the Gaussian 16 program.⁵⁴ In particular, we considered Ni species in oxidation states +2 and 0, the latter being highly probable under the applied conditions,⁵⁵ and we assumed that they prefer to be tetra-coordinated with a reagent amide, DABCO, and bromide anions as strong electron donors (Figure 1). We found that the Ni^{2+} species preferably

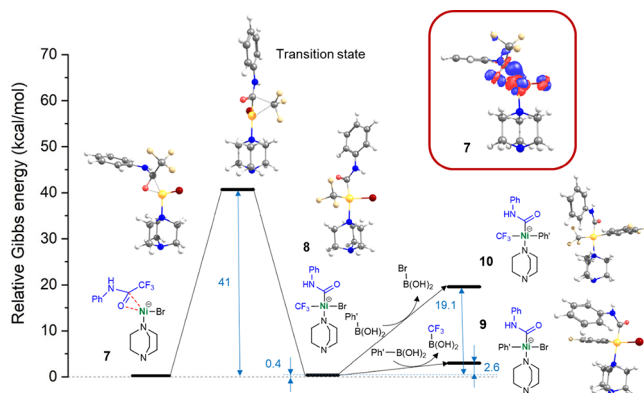


Figure 1. Energy diagram (ΔG° in kcal/mol; $T = 298.15$ K) demonstrating the $\text{C}-\text{CF}_3$ bond activation by a reduced Ni^0 site coordinated by DABCO and Br^- anion and a subsequent reaction of the complex with 3,4,5-trifluoro-phenyl-boronic acid ($\text{Ph}-\text{B}(\text{OH})_2$) as an arylation agent. The displayed structures were optimized at the $\omega\text{B97X-D}/\text{def2-SVP}$ level of theory (color coding: H/C/N/O/F/Ni/Br—white/gray/blue/red/beige/yellow/dark red). Inset: EDD plot indicating the changes in electron density distribution upon the binding of an amide to the Ni^0 site (red/blue indicates decrease/increase of the electron density; isovalue = 0.015 au).

coordinate with the amide via a carbonyl oxygen atom in the presence of either one or two bromide anions (Figures S1 and S2). Importantly, in both cases the structure with a split $\text{C}-\text{CF}_3$ bond is energetically highly unfavorable (by $\sim 45\text{--}50$ kcal/mol compared to the initial structure), thus diminishing the possibility of this oxidation state being catalytically active. On the other hand, the zero-valent nickel provides notably different interactions with the ligands. As in the case of Ni^{2+} , in the presence of two bromide anions, it preferentially coordinates the amide via an oxygen atom on the carbonyl group (Figure S3). However, a spontaneous release of a Br^- anion indicates the preference for the formation of mono-bromo complexes. It is also worth noting that the di-bromo complex with a cleaved $\text{C}-\text{CF}_3$ bond is again energetically unfavorable (Figure S3, structure C). In the most stable mono-bromo complex **7** (Figure S4, structure A), the central Ni^0 atom interacts with π orbitals on the carbonyl group (see the electron density difference (EDD) plot in the inset of Figure S5). Interestingly, the structure **8** with a cleaved $\text{C}-\text{CF}_3$ bond (Figure S5 and Figure S4, structure D) is in this case energetically comparable with **7**, and the activation barrier (~ 41 kcal/mol) for the transformation is reachable assuming

the mechano-milling conditions. In the next step, the reaction of **8** with an arylation agent (phenyl–boronic acid, Ph–B(OH)₂) leads to a ligand exchange with a preferential release of the CF₃ group (via the formation of CF₃–B(OH)₂) producing complex **9** with a convenient arrangement of the ligands for the final coupling reaction resulting in required products (Figure 1).

SUMMARY

In conclusion, a new mechanochemical protocol for the synthesis of a wide variety of aromatic amides is disclosed. The current protocol adopts a tactic based on the functionalization of a pre-existing (O)C–N fragment. The nickel-catalyzed, dysprosium(III) oxide-mediated defluorinative coupling of substituted trifluoroacetanilide with either arylboronic acids, trimethoxyphenylsilanes, diaryliodonium salts, or dimethyl-(phenyl)sulfonium proceeded smoothly to afford the target amides. The employment of various arylating reagents can potentially afford the synthetic community with many synthetic options. DFT calculations were performed to elucidate the reaction mechanism and to corroborate the active role of Ni species in the current reaction. In particular, the coordination sphere and the electron donor character of Ni(0) in the presence of DABCO and bromide anions facilitated the cleavage of the N(O)C–CF₃ bond opening a reaction pathway for the final coupling of the amide with arylation agents.

ASSOCIATED CONTENT

Supporting Information

The Supporting Information is available free of charge at <https://pubs.acs.org/doi/10.1021/acs.joc.2c02197>.

General information; Cartesian coordinates; HRMS and MG MS data; spectral data; copies of ¹H and ¹³C{¹H} NMR spectra for all compounds prepared (PDF)

AUTHOR INFORMATION

Corresponding Authors

Satenik Mkrtchyan – Department of Chemistry, Faculty of Natural Sciences, Matej Bel University, 97401 Banská Bystrica, Slovakia; Email: mkrtchyan.satenik@umb.sk

Viktor O. Iaroshenko – Department of Chemistry, Faculty of Natural Sciences, Matej Bel University, 97401 Banská Bystrica, Slovakia; Wallenberg Wood Science Center, Department of Fibre and Polymer Technology, KTH Royal Institute of Technology, SE-10044 Stockholm, Sweden; Division of Wood Chemistry and Pulp Technology, Department of Fiber and Polymer Technology, School of Chemistry, Biotechnology and Health, KTH Royal Institute of Technology, 100 44 Stockholm, Sweden; Department of Chemistry, University of Helsinki, 00014 Helsinki, Finland; Department of Biology/Chemistry, Center for Cellular Nanoanalytics (CellNanos), Universität Osnabrück, D-49076 Osnabrück, Germany; orcid.org/0000-0002-5647-5326; Email: viktor.iaroshenko@umb.sk, viktario@kth.se, iva108@gmail.com, viktor.iaroshenko@uni-osnabrueck.de

Authors

Mohamad Shkoor – Department of Chemistry and Earth Sciences, Qatar University, 2713 Doha, Qatar; orcid.org/0000-0002-6748-3663

Mandalaparthi Phanindrudu – Inorganic and Physical Chemistry Division, CSIR-Indian Institute of Chemical Technology, Tarnaka, Hyderabad 500607, India

Miroslav Medved' – Department of Chemistry, Faculty of Natural Sciences, Matej Bel University, 97401 Banská Bystrica, Slovakia; Regional Centre of Advanced Technologies and Materials, Czech Advanced Technology and Research Institute, Palacky University Olomouc, 77900 Olomouc, Czech Republic

Olena Sevastyanova – Wallenberg Wood Science Center, Department of Fibre and Polymer Technology, KTH Royal Institute of Technology, SE-10044 Stockholm, Sweden; Division of Wood Chemistry and Pulp Technology, Department of Fiber and Polymer Technology, School of Chemistry, Biotechnology and Health, KTH Royal Institute of Technology, 100 44 Stockholm, Sweden

Complete contact information is available at:

<https://pubs.acs.org/10.1021/acs.joc.2c02197>

Author Contributions

The manuscript was written through contributions of all authors. All authors have given approval to the final version of the manuscript.

Notes

The authors declare no competing financial interest.

ACKNOWLEDGMENTS

This research project was supported by a grant (Nr. APVV-21-0362) from “Agentúra na podporu výskumu a vývoja” (The Slovak Research and Development Agency <https://www.apvv.sk/>). O.S. and V.I. are grateful to the Knut and Alice Wallenberg Foundation for financial support of their work through the Wallenberg Wood Science Center at KTH Royal Institute of Technology. M.M. acknowledges the support by the Operational Program Research, Development and Education—Project Nr. CZ.02.1.01/0.0/0.0/16_019/0000754 of the Ministry of Education, Youth and Sports of the Czech Republic.

REFERENCES

- (1) Todorovic, M.; Perrin, D. M. Recent Developments in Catalytic Amide Bond Formation. *Pept. Sci.* **2020**, *112*, No. e24210.
- (2) Brown, D. G.; Boström, J. Analysis of Past and Present Synthetic Methodologies on Medicinal Chemistry: Where Have All the New Reactions Gone? *J. Med. Chem.* **2016**, *59*, 4443–4458.
- (3) Roughley, S. D.; Jordan, A. M. The Medicinal Chemist's Toolbox: An Analysis of Reactions Used in the Pursuit of Drug Candidates. *J. Med. Chem.* **2011**, *54*, 3451–3479.
- (4) Carey, J. S.; Laffan, D.; Thomson, C.; Williams, M. T. Analysis of the Reactions Used for the Preparation of Drug Candidate Molecules. *Org. Biomol. Chem.* **2006**, *4*, 2337.
- (5) Bray, B. L. Large-Scale Manufacture of Peptide Therapeutics by Chemical Synthesis. *Nat. Rev. Drug Discovery* **2003**, *2*, 587–593.
- (6) Humphrey, J. M.; Chamberlin, A. R. Chemical Synthesis of Natural Product Peptides: Coupling Methods for the Incorporation of Noncoded Amino Acids into Peptides. *Chem. Rev.* **1997**, *97*, 2243–2266.
- (7) Clayden, J. Book Review: The Amide Linkage Structural Significance in Chemistry, Biochemistry, and Materials Science. Edited by Arthur Greenberg, Curt M. Breneman and Joel F. Liebman. *Angew. Chem., Int. Ed.* **2003**, *42*, 1788–1789.
- (8) Valeur, E.; Bradley, M. Amide Bond Formation: Beyond the Myth of Coupling Reagents. *Chem. Soc. Rev.* **2009**, *38*, 606–631.

- (9) Pattabiraman, V. R.; Bode, J. W. Rethinking Amide Bond Synthesis. *Nature* **2011**, *480*, 471–479.
- (10) de Figueiredo, R. M.; Suppo, J.-S.; Campagne, J.-M. Nonclassical Routes for Amide Bond Formation. *Chem. Rev.* **2016**, *116*, 12029–12122.
- (11) Yun, S. H.; Ingole, P. G.; Choi, W. K.; Kim, J. H.; Lee, H. K. Synthesis of Cross-Linked Amides and Esters as Thin Film Composite Membrane Materials Yields Permeable and Selective Material for Water Vapor/Gas Separation. *J. Mater. Chem. A* **2015**, *3*, 7888–7899.
- (12) Zozulia, O.; Dolan, M. A.; Korendovych, I. V. Catalytic Peptide Assemblies. *Chem. Soc. Rev.* **2018**, *47*, 3621–3639.
- (13) Metrano, A. J.; Miller, S. J. Peptide-Based Catalysts Reach the Outer Sphere through Remote Desymmetrization and Atroposelectivity. *Acc. Chem. Res.* **2019**, *52*, 199–215.
- (14) Li, X.; Zou, G. Acylative Suzuki Coupling of Amides: Acyl-Nitrogen Activation via Synergy of Independently Modifiable Activating Groups. *Chem. Commun.* **2015**, *51*, 5089–5092.
- (15) Weires, N. A.; Baker, E. L.; Garg, N. K. Nickel-Catalysed Suzuki–Miyaura Coupling of Amides. *Nat. Chem.* **2016**, *8*, 75–79.
- (16) Cheung, C. W.; Ma, J.-A.; Hu, X. Manganese-Mediated Reductive Transamidation of Tertiary Amides with Nitroarenes. *J. Am. Chem. Soc.* **2018**, *140*, 6789–6792.
- (17) Bourne-Branchu, Y.; Gosmini, C.; Danoun, G. Cobalt-Catalyzed Esterification of Amides. *Chem. - A Eur. J.* **2017**, *23*, 10043–10047.
- (18) Yue, H.; Guo, L.; Lee, S.-C.; Liu, X.; Rueping, M. Selective Reductive Removal of Ester and Amide Groups from Arenes and Heteroarenes through Nickel-Catalyzed C–O and C–N Bond Activation. *Angew. Chem., Int. Ed.* **2017**, *56*, 3972–3976.
- (19) Narendar Reddy, T.; Beatriz, A.; Jayathirtha Rao, V.; de Lima, D. P. Carbonyl Compounds' Journey to Amide Bond Formation. *Chem. - Asian J.* **2019**, *14*, 344–388.
- (20) Massolo, E.; Pirola, M.; Benaglia, M. Amide Bond Formation Strategies: Latest Advances on a Dateless Transformation. *European J. Org. Chem.* **2020**, *2020*, 4641–4651.
- (21) Seavill, P. W.; Wilden, J. D. The Preparation and Applications of Amides Using Electrosynthesis. *Green Chem.* **2020**, *22*, 7737–7759.
- (22) Ben Halima, T.; Vandavasi, J. K.; Shkooor, M.; Newman, S. G. A Cross-Coupling Approach to Amide Bond Formation from Esters. *ACS Catal.* **2017**, *7*, 2176.
- (23) Matsuo, B. T.; Oliveira, P. H. R.; Pissinati, E. F.; Vega, K. B.; de Jesus, I. S.; Correia, J. T. M.; Paixao, M. Photoinduced Carbamoylation Reactions: Unlocking New Reactivities towards Amide Synthesis. *Chem. Commun.* **2022**, *58*, 8322–8339.
- (24) Alandini, N.; Buzzetti, L.; Favi, G.; Schulte, T.; Candish, L.; Collins, K. D.; Melchiorre, P. Amide Synthesis by Nickel/Photoredox-Catalyzed Direct Carbamoylation of (Hetero)Aryl Bromides. *Angew. Chem., Int. Ed.* **2020**, *59*, 5248–5253.
- (25) Jouffroy, M.; Kong, J. Direct C–H Carbamoylation of Nitrogen-Containing Heterocycles. *Chem. - A Eur. J.* **2019**, *25*, 2217–2221.
- (26) Cunico, R. F.; Maity, B. C. Direct Carbamoylation of Aryl Halides. *Org. Lett.* **2002**, *4*, 4357–4359.
- (27) He, Z.-Y.; Huang, C.-F.; Tian, S.-K. Highly Regioselective Carbamoylation of Electron-Deficient Nitrogen Heteroarenes with Hydrazinecarboxamides. *Org. Lett.* **2017**, *19*, 4850–4853.
- (28) Diaba, F.; Montiel, J. A.; Serban, G.; Bonjoch, J. Synthesis of Normorphans through an Efficient Intramolecular Carbamoylation of Ketones. *Org. Lett.* **2015**, *17*, 3860–3863.
- (29) Yamamoto, M.; Inaba, S.; Yamamoto, H. Synthetic Studies on Quinazoline Derivatives. I. Formation of 2(1H)-Quinazolinones from the Reaction of 2-Trihaloacetamidophenyl Ketones with Ammonia. *Chem. Pharm. Bull.* **1978**, *26*, 1633–1651.
- (30) Mercer, G. J.; Yang, J.; McKay, M. J.; Nguyen, H. M. Palladium(II)-Catalyzed Rearrangement of Glycal Trichloroacetimidates: Application to the Stereoselective Synthesis of Glycosyl Ureas. *J. Am. Chem. Soc.* **2008**, *130*, 11210–11218.
- (31) Mkrtchyan, S.; Jakubczyk, M.; Lanka, S.; Pittelkow, M.; Iaroshenko, V. O. Cu-Catalyzed Arylation of Bromo-Difluoroacetamides by Aryl Boronic Acids, Aryl Trialkoxysilanes and Dimethyl-Aryl-Sulfonium Salts: New Entries to Aromatic Amides. *Molecules* **2021**, *26*, 2957.
- (32) Arcadi, A.; Cacchi, S.; Fabrizi, G.; Ghirga, F.; Goggiamani, A.; Iazzetti, A.; Marinelli, F. Palladium-Catalyzed Cascade Approach to 12-(Aryl)Indolo[1,2-c]Quinazolin-6(SH)-Ones. *Synthesis (Stuttg)* **2018**, *50*, 1133–1140.
- (33) Ponpandian, T.; Muthusubramanian, S. Copper Catalysed Domino Decarboxylative Cross Coupling-Cyclisation Reactions: Synthesis of 2-Arylindoles. *Tetrahedron Lett.* **2012**, *53*, 4248–4252.
- (34) Viti, G.; Nannicini, R.; Pestellini, V. A New Synthesis of Oxazolidin-2-Ones from Trifluoroacetamides. *Tetrahedron Lett.* **1992**, *33*, 377–380.
- (35) Ella-Menye, J.-R.; Wang, G. Synthesis of Chiral 2-Oxazolidinones, 2-Oxazolines, and Their Analogs. *Tetrahedron* **2007**, *63*, 10034–10041.
- (36) Smith, K.; El-Hiti, G. A.; Hamilton, A. Unexpected Formation of Substituted Anilides via Reactions of Trifluoroacetanilides with Lithium Reagents. *J. Chem. Soc., Perkin Trans. 1* **1998**, *24*, 4041–4042.
- (37) Zhu, L.; Le, L.; Yan, M.; Au, C.-T.; Qiu, R.; Kambe, N. Carbon–Carbon Bond Formation of Trifluoroacetyl Amides with Grignard Reagents via C(O)–CF₃ Bond Cleavage. *J. Org. Chem.* **2019**, *84*, 5635–5644.
- (38) Ma, X.; Song, Q. Recent Progress on Selective Deconstructive Modes of Halodifluoromethyl and Trifluoromethyl-Containing Reagents. *Chem. Soc. Rev.* **2020**, *49*, 9197–9219.
- (39) Yan, G.; Qiu, K.; Guo, M. Recent Advance in the C–F Bond Functionalization of Trifluoromethyl-Containing Compounds. *Org. Chem. Front.* **2021**, *8*, 3915–3942.
- (40) Klahn, M.; Rosenthal, U. An Update on Recent Stoichiometric and Catalytic C–F Bond Cleavage Reactions by Lanthanide and Group 4 Transition-Metal Complexes. *Organometallics* **2012**, *31*, 1235–1244.
- (41) Janjetovic, M.; Träff, A. M.; Ankner, T.; Wettergren, J.; Hilmersson, G. Solvent Dependent Reductive Defluorination of Aliphatic C–F Bonds Employing Sm(HMDS)₂. *Chem. Commun.* **2013**, *49*, 1826.
- (42) Wang, G.-W. Mechanochemical Organic Synthesis. *Chem. Soc. Rev.* **2013**, *42*, 7668.
- (43) Štrukil, V. Mechanochemical Organic Synthesis: The Art of Making Chemistry Green. *Synlett* **2018**, *29*, 1281–1288.
- (44) Tan, D.; Friščić, T. Mechanochemistry for Organic Chemists: An Update. *Eur. J. Org. Chem.* **2018**, *2018*, 18–33.
- (45) Achar, T. K.; Bose, A.; Mal, P. Mechanochemical Synthesis of Small Organic Molecules. *Beilstein J. Org. Chem.* **2017**, *13*, 1907–1931.
- (46) Jakubczyk, M.; Mkrtchyan, S.; Shkooor, M.; Lanka, S.; Budzák, S.; Iliáš, M.; Skoršepa, M.; Iaroshenko, V. O. Mechanochemical Conversion of Aromatic Amines to Aryl Trifluoromethyl Ethers. *J. Am. Chem. Soc.* **2022**, *144*, 10438–10445.
- (47) Mkrtchyan, S.; Jakubczyk, M.; Lanka, S.; Yar, M.; Ayub, K.; Shkooor, M.; Pittelkow, M.; Iaroshenko, V. O. Mechanochemical Transformation of CF₃ Group: Synthesis of Amides and Schiff Bases. *Adv. Synth. Catal.* **2021**, *363*, 5448–5460.
- (48) Tang, B.; Zhao, J.; Xu, J.-F.; Zhang, X. Cucurbit[n]Urils for Supramolecular Catalysis. *Chem. - A Eur. J.* **2020**, *26*, 15446–15460.
- (49) Assaf, K. I.; Nau, W. M. Chapter 4. Cucurbituril Properties and the Thermodynamic Basis of Host–Guest Binding. In *Monographs in Supramolecular Chemistry*; 2019; pp. 54–85, DOI: 10.1039/9781788015967-00054.
- (50) Zhang, S.; Grimm, L.; Miskolczy, Z.; Biczók, L.; Biedermann, F.; Nau, W. M. Binding Affinities of Cucurbit[n]Urils with Cations. *Chem. Commun.* **2019**, *55*, 14131–14134.
- (51) Das, D.; Assaf, K. I.; Nau, W. M. Applications of Cucurbiturils in Medicinal Chemistry and Chemical Biology. *Front. Chem.* **2019**, *7*, DOI: 10.3389/fchem.2019.00619.
- (52) Chai, J.-D.; Head-Gordon, M. Long-Range Corrected Hybrid Density Functionals with Damped Atom–Atom Dispersion Corrections. *Phys. Chem. Chem. Phys.* **2008**, *10*, 6615.

(53) Weigend, F.; Ahlrichs, R. Balanced Basis Sets of Split Valence, Triple Zeta Valence and Quadruple Zeta Valence Quality for H to Rn: Design and Assessment of Accuracy. *Phys. Chem. Chem. Phys.* **2005**, *7*, 3297.

(54) *Gaussian 16, Revision C.01*, Frisch, M. J.; Trucks, G. W.; Schlegel, H. B.; Scuseria, G. E.; Robb, M. A.; Cheeseman, J. R.; Scalmani, G.; Barone, V.; Petersson, G. A.; Nakatsuji, H.; Li, X.; Caricato, M.; Marenich, A. V.; Bloino, J.; Janesko, B. G.; Gomperts, R.; Mennucci, B.; Hratchian, H. P.; Ortiz, J. V.; Izmaylov, A. F.; Sonnenberg, J. L.; Williams-Young, D.; Ding, F.; Lipparini, F.; Egidi, F.; Goings, J.; Peng, B.; Petrone, A.; Henderson, T.; Ranasinghe, D.; Zakrzewski, V. G.; Gao, J.; Rega, N.; Zheng, G.; Liang, W.; Hada, M.; Ehara, M.; Toyota, K.; Fukuda, R.; Hasegawa, J.; Ishida, M.; Nakajima, T.; Honda, Y.; Kitao, O.; Nakai, H.; Vreven, T.; Throssell, K.; Montgomery, J. A., Jr.; Peralta, J. E.; Ogliaro, F.; Bearpark, M. J.; Heyd, J. J.; Brothers, E. N.; Kudin, K. N.; Staroverov, V. N.; Keith, T. A.; Kobayashi, R.; Normand, J.; Raghavachari, K.; Rendell, A. P.; Burant, J. C.; Iyengar, S. S.; Tomasi, J.; Cossi, M.; Millam, J. M.; Klene, M.; Adamo, C.; Cammi, R.; Ochterski, J. W.; Martin, R. L.; Morokuma, K.; Farkas, O.; Foresman, J. B.; Fox, D. J. Gaussian, Inc.: Wallingford CT, 2016.

(55) Knapp, R. R.; Bulger, A. S.; Garg, N. K. Nickel-Catalyzed Conversion of Amides to Carboxylic Acids. *Org. Lett.* **2020**, *22*, 2833–2837.