

# Detecting Organic Nitrogen with <sup>1</sup>H-<sup>15</sup>N HMBC Spectra

Haw-Lih Su<sup>1</sup>, Rajeesh Rajan<sup>2</sup>, Yousef Mohammad Hijji<sup>2</sup>, Mohammad Ibrahim Ahmad Ibrahim<sup>1</sup>, and Mohammed Hussain S A Alsafran<sup>1,3</sup>

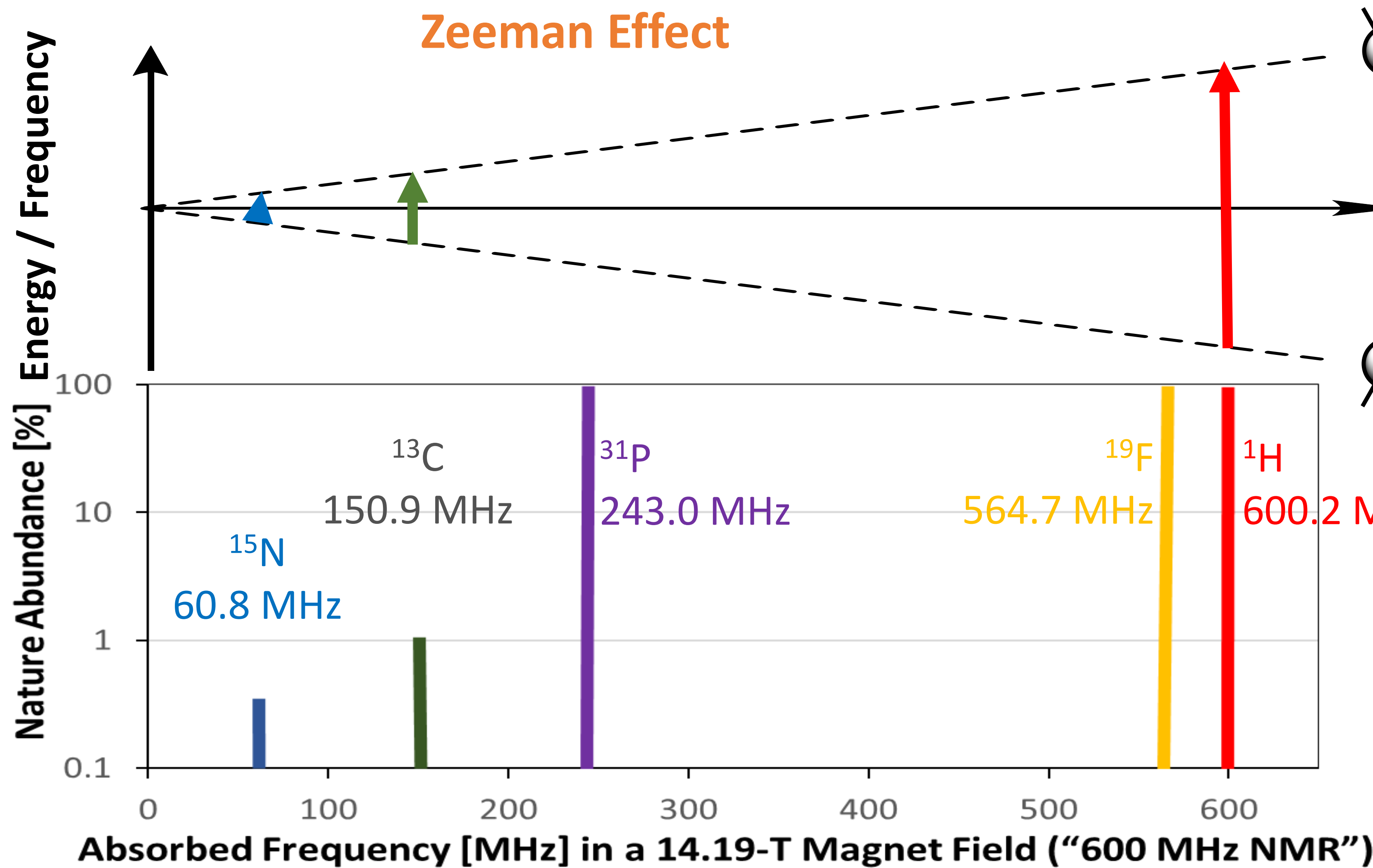
## Abstract

NMR spectroscopy has been the most important tool for the researches in organic/organometallic/polymeric chemistry, providing abundant information for the structure identifications, sample purities, and chemical dynamics. Because of its powerful functions, NMR spectroscopy has also been benefiting the studies of biomedical, pharmaceutical, agricultural, environmental, materials, and even forensic science.

Carbon, hydrogen, oxygen, and nitrogen are the most common elements in organic molecule. However, while <sup>1</sup>H and <sup>13</sup>C NMR spectra are frequently measured, <sup>15</sup>N NMR spectra were relatively rare. This is due to the low gyromagnetic ratio and nature abundance of <sup>15</sup>N isotope. Usually <sup>15</sup>N NMR spectra were obtained when the sample is in very high concentration or the nitrogen is enriched with <sup>15</sup>N isotope, called isotope labelling.

Here we report a very useful method, using HMBC (Heteronuclear Multiple Bond Coherence) experiment to detect <sup>15</sup>N NMR signals. HMBC is one of the 2D NMR techniques, measuring the through-bond correlations inside a molecule. <sup>1</sup>H-<sup>15</sup>N HMBC actually collects a series of measurements of <sup>1</sup>H NMR spectra. With a series of pulse sequence on <sup>15</sup>N channel, the <sup>1</sup>H NMR spectra would contain <sup>15</sup>N NMR information, called coherence. Therefore, HMBC could take the advantage of <sup>1</sup>H NMR signals with stronger intensities than <sup>15</sup>N signals, providing the opportunity for the indirect measurement of <sup>15</sup>N signals.

## Introduction (NMR Principles and the Difficulty of <sup>15</sup>N NMR Spectra Measurement)



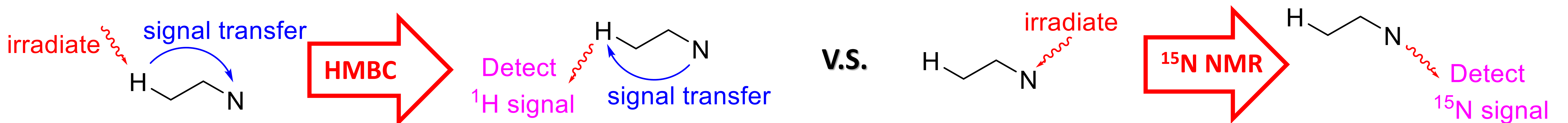
$\beta$ -spin state  $I = -1/2$   $E_\beta$   
 $\alpha$ -spin state  $I = +1/2$   $E_\alpha$   
 Magnetic field  $B_0$  or Gyromagnetic Ratio  $\gamma$   
 Energy difference between  $\alpha$ - and  $\beta$ -spin states  $\sim$  radio frequency level  
 $E_\beta - E_\alpha = \Delta E = h\nu = \gamma h B_0 / 2\pi$

Nucleus	$\gamma/2\pi$ (MHz.T <sup>-1</sup> )	Nature abundance
<sup>1</sup> H	42.576	99.98%
<sup>19</sup> F	40.053	100%
<sup>31</sup> P	17.235	100%
<sup>13</sup> C	10.705	1.1%
<sup>15</sup> N	-4.316	0.4%

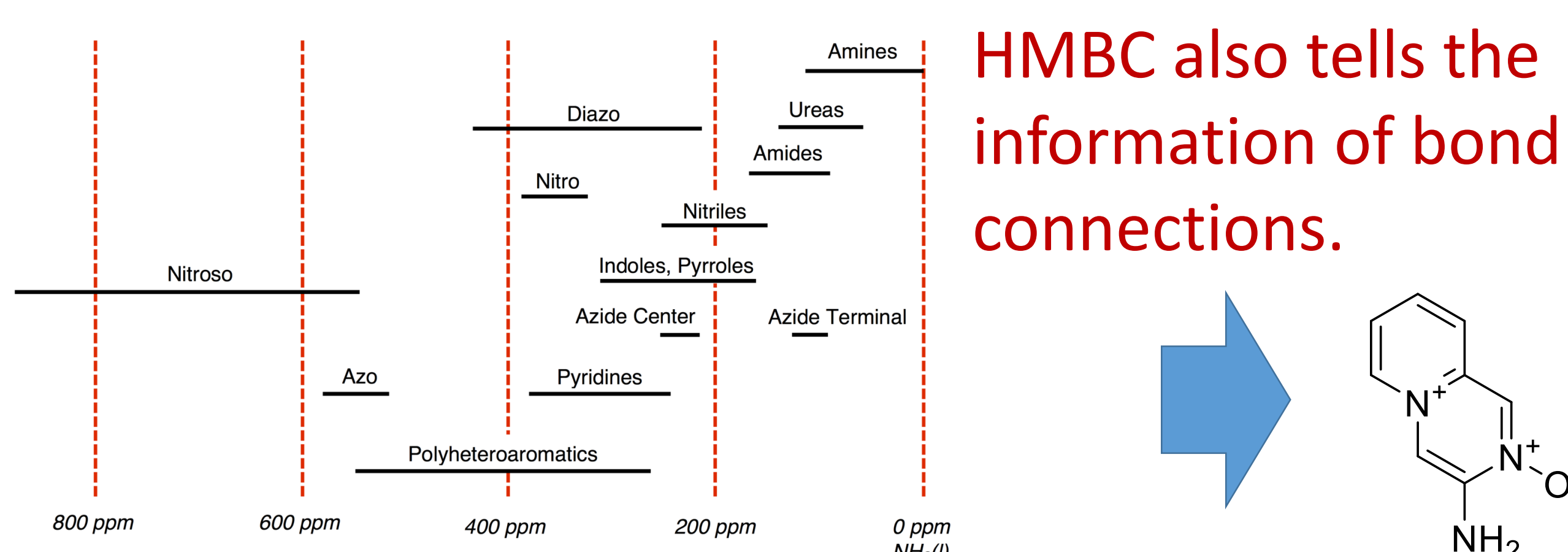
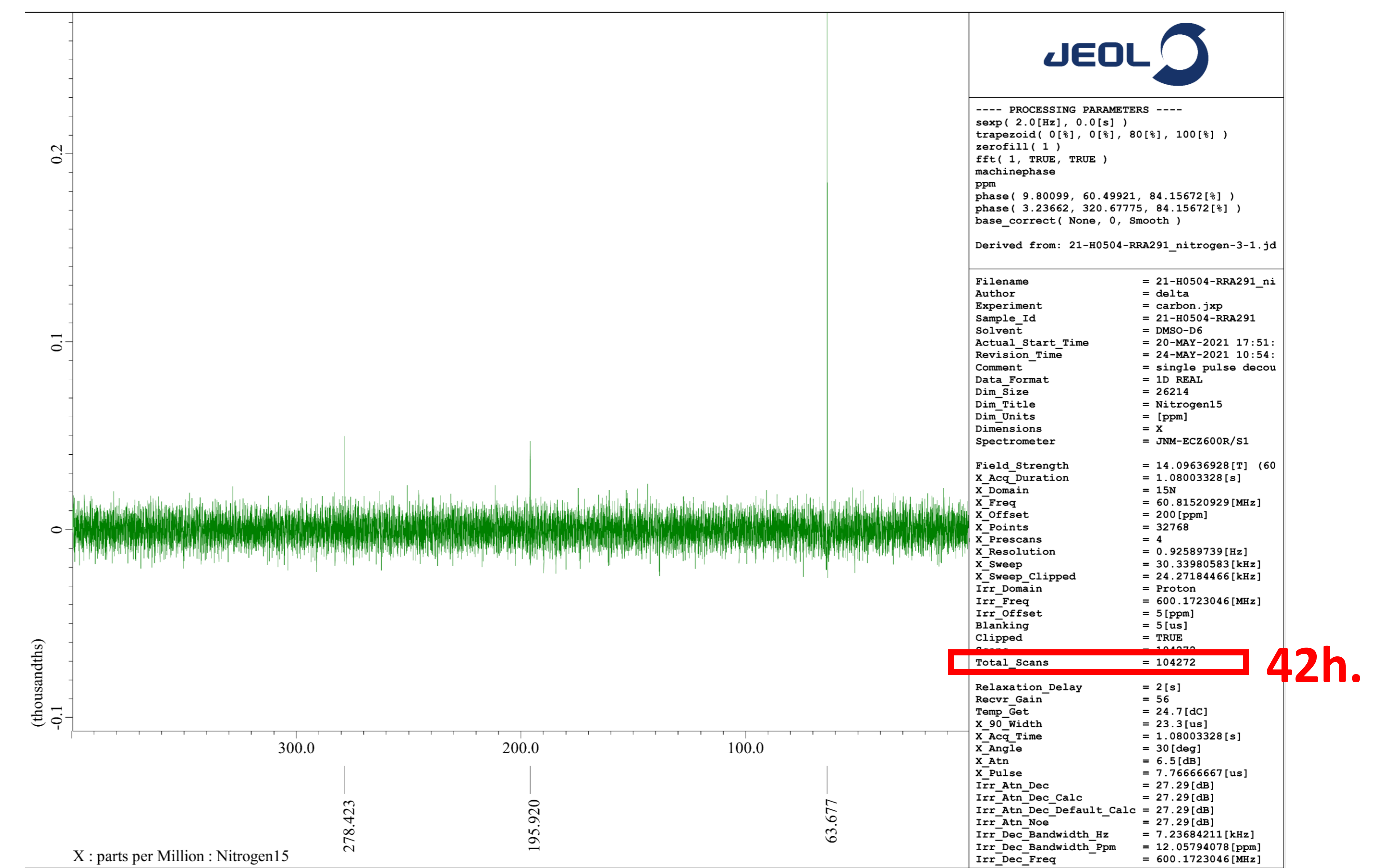
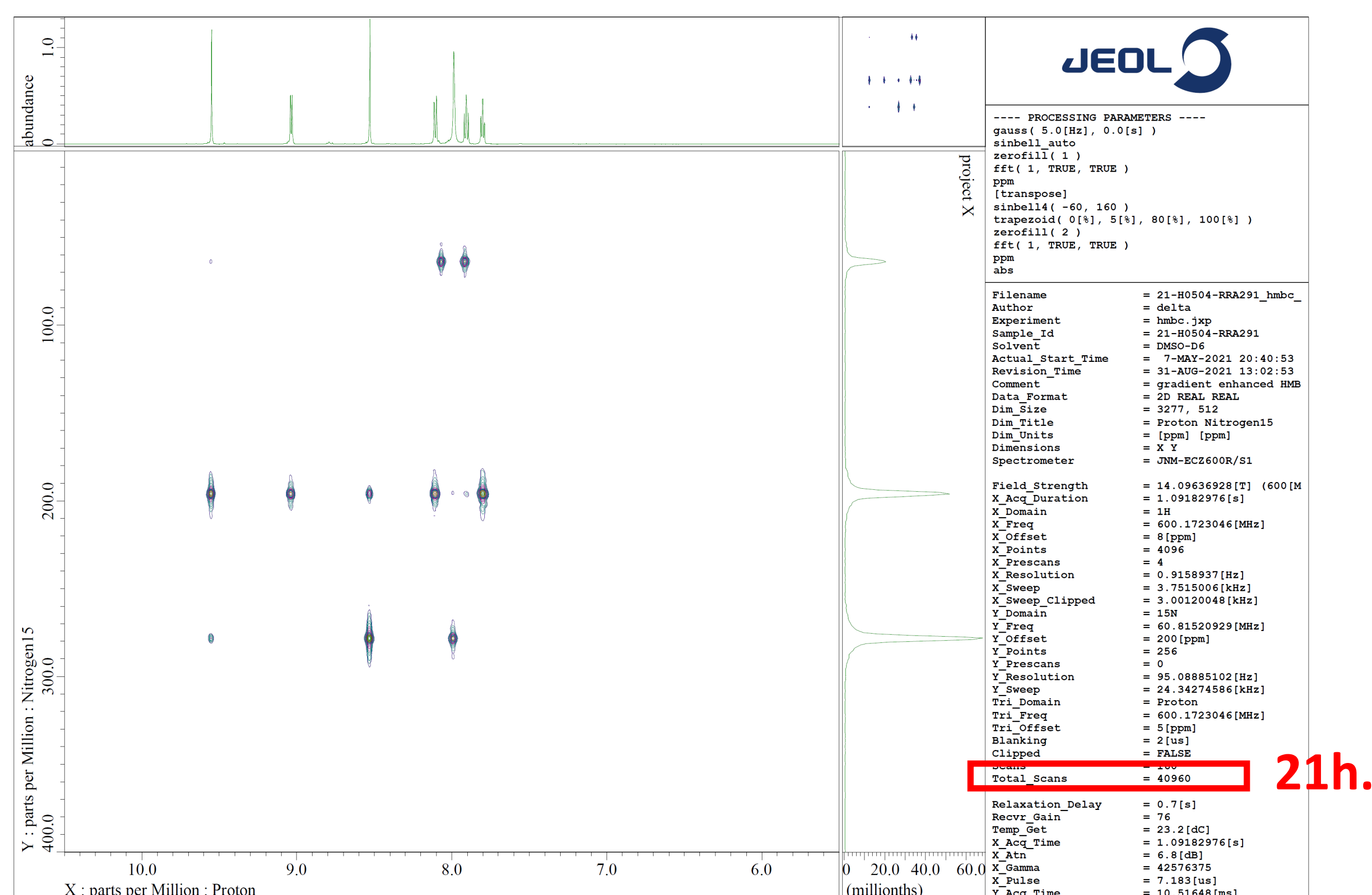
Boltzman Distribution:  $P_\alpha = \frac{e^{-\beta E_\alpha}}{e^{-\beta E_\alpha} + e^{-\beta E_\beta}} \approx \frac{1}{2} \left( 1 - \frac{\Delta E}{2kT} \right)$   
 $1/\beta = kT \sim 2.5 \text{ kJ/mol at } 300\text{K} \gg \Delta E \sim 0.24 \text{ J/mol at } 600 \text{ MHz} \Rightarrow \beta \Delta E \ll 1$

Population difference  $P_\alpha - P_\beta = \frac{e^{-\beta E_\alpha} - e^{-\beta E_\beta}}{e^{-\beta E_\alpha} + e^{-\beta E_\beta}} \approx \frac{\beta \Delta E}{2}$   
 NMR signal intensity  $\propto$  Population difference  $\propto \gamma$   
 NMR signal intensity  $\propto$  nature abundance  
 Intensity: <sup>15</sup>N NMR signal  $\sim$  1/7 of <sup>13</sup>C signal  
 $\sim$  1/2466 of <sup>1</sup>H signal  
 usually requires <sup>15</sup>N isotopic labelling

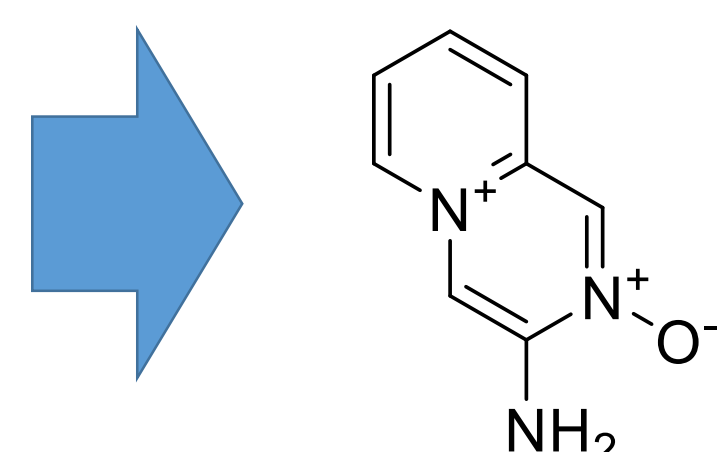
## Materials and Methods: <sup>1</sup>H-<sup>15</sup>N HMBC Spectroscopy



## Results



HMBC also tells the information of bond connections.



## Conclusions

- Direct measurements of <sup>15</sup>N NMR spectra are difficult because of low gyromagnetic ratio and nature abundance..
- HMBC takes the advantage of strong <sup>1</sup>H NMR signal, providing opportunities to observe weak signals of heteronuclei.
- HMBC also provides bond connecting information for structure identification..

## Acknowledgements

The research materials in this poster was made possible by QU-CAS-1-20/21 from the Qatar University internal grant. The supports from Department of Chemistry and Central Laboratories Unit, Qatar University are also appreciated.