

Received 6 November 2022, accepted 21 November 2022, date of publication 24 November 2022,  
date of current version 30 November 2022.

Digital Object Identifier 10.1109/ACCESS.2022.3224745

## RESEARCH ARTICLE

# A Novel Steganography Technique for Digital Images Using the Least Significant Bit Substitution Method

SHAHID RAHMAN<sup>1</sup>, JAMAL UDDIN<sup>1</sup>, HABIB ULLAH KHAN<sup>2</sup>, HAMEED HUSSAIN<sup>3</sup>,  
AYAZ ALI KHAN<sup>4</sup>, AND MUHAMMAD ZAKARYA<sup>5</sup>, (Senior Member, IEEE)

<sup>1</sup>Department of Computer Science, Qurtuba University of Science and Information Technology, Dera Ismail Khan 29050, Pakistan

<sup>2</sup>Department of Accounting and Information Systems, College of Business and Economics, Qatar University, Doha, Qatar

<sup>3</sup>Department of Computer Science, The University of Buner, Buner 19280, Pakistan

<sup>4</sup>Department of Computer Science, University of Lakki Marwat, Lakki Marwat 28420, Pakistan

<sup>5</sup>Department of Computer Science, Abdul Wali Khan University Mardan, Mardan 23200, Pakistan

Corresponding author: Habib Ullah Khan (habib.khan@qu.edu.qa)

This work was supported in part by the Qatar National Library, Doha, Qatar; in part by the Qurtuba University of Science and Technology, Peshawar, Pakistan; and in part by the Qatar University under Grant IRCC-2021-010.

**ABSTRACT** Communication has become a lot easier in this era of technology, development of high-speed computer networks, and the inexpensive uses of Internet. Therefore, data transmission has become vulnerable to and unsafe from different external attacks. Every communication body wants to secure their data while communicating over the Internet. The internet has various benefits but the main demerit is the privacy and security and the transmission of data over insecure network or channel may happen. Various techniques used for secure communication in order to address these issues, steganography plays an important role. Steganography is the process of obfuscation that makes something incomprehensible and unclear. Different image steganography research methods are proposed recently but each has their advantages and disadvantages and still have necessity to develop some better image steganography mechanisms to achieve the reliability between the basics criteria of image steganography. Therefore, the proposed work, in this paper, is based on the Least Significant Bit (LSB) substitution method. The LSB substitution method can minimize the error rate in embedding process and can achieve greater reliability in criteria, using novel algorithm based on value difference. In this paper, we proposed a novel technique in steganography within the digital images such as RGB, Gray Scale, Texture, Aerial images to achieve higher security, imperceptibility, capacity, and robustness as compared with existing methods. The experimental outcomes of the suggested approach prove further developed strength and justify the feasibility of our research. Through numerical simulations, we observed that the proposed strategy outperformed the next-best current methodology by 5.561 percent in terms of PSNR Correlation score. Additionally, the proposed approach achieved a 6.43 percent better score in PSNR with a variable measure of code inserted in similar images with distinct dimensions. Furthermore, encrypting the same amount of information in images of varying sizes resulted in approximately 6.77 percent improvements. Embedding different sizes of a particular secret message in a different image (such as Gray, Texture, Aerial and RGB images) came out with about 5.466 percent of better score.

**INDEX TERMS** Image steganography, LSB, image quality assessment metrics, histogram analysis, image, capacity, robustness.

The associate editor coordinating the review of this manuscript and approving it for publication was Jun Wang.

## I. INTRODUCTION

Recently, the cost of information exchange has reduced significantly due to modern and state-of-the-art communication technologies and infrastructure. As a result of this

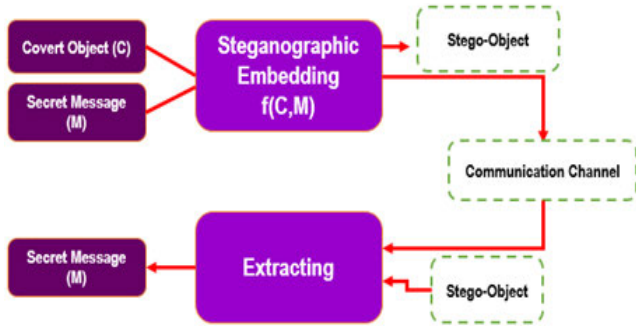


FIGURE 1. Steganography method and retrieving of secret data.

improvements, the interpersonal communication has become very easy. However, if information are not protected, then criminals may exploit it during transmission. Therefore, along with the convenience it provides, this also creates excessive demand for verification and security sources; therefore, stressing the role of information security [19]. For example, let us take the example of information exchange between government institutions and military. If some confidential information is openly posted online, it could be easily deciphered and exploited by criminals, thereby Jeopardizing the national security [35]. Therefore, promising information protecting technology is essentially needed in addition to cryptography and steganography. In fact, Steganography has become more relevant in this situation. Steganography is mostly used to conceal hidden messages that would otherwise be difficult to detect. Nobody will be able to surmise that a secret message has been sent [4].

However, the current development in digitization has urged the creation of a huge measure of data. Putting away, sending, and sharing this secret data over an open and uncertain correspondence channel is, in fact, yet a perplexing test. Therefore, the cover steganography comes into the art of science by conveying restricted information in a suitable interactive media transporter, e.g., image, sound, and video records. In fact, this is the game of embedding secret information in a manner that no one or attacker can detect and read the secret data or information.

The objective of the cover steganography depends on how to hide the presence of the encrypted message and vice versa. Moreover, the cover Steganography has different valuable applications in various fields. Hence, it is an addition, not a replacement. Notwithstanding, similar to some other techniques, it may also be exploited [12]. Figure 1 shows the fundamental steps which are essential for encoding and decoding the message and then sending it through the communication channel.

In today's advance era of digital world, the majority of today's cover objects for concealing the secret message are multimedia objects such as Image, Audio, video, Text, and Network Protocol etc. as a cover media [14]. So cover media is a place where we actually store secret information. In digital medium for steganography based on cover media, there are six different types of steganography techniques used for

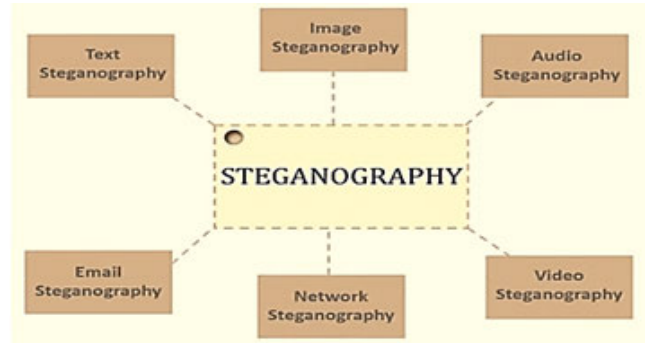


FIGURE 2. Various types of the Steganography (digital medium or carrier objects).

embedding secret message depending upon a cover object i.e., text, image, email, network, video, and audio – as shown in Figure 2. Each of these types is explained in the subsequent discussion.

The text steganography hides information inside a text file. It involves changing the format of the text, generating random text, selecting random text, and/or generating some rules of grammar to get some readable text etc. In Image Steganography, we are having an image that, in fact, helps in hiding data within the image. It is one of the most widely used method for hiding the data. This is due to the fact that in an image, there are huge number of pixels of digital representation. Therefore, it is easy to hide secret data within the image. The secret information is concealed in audio signals via audio steganography, which modifies the binary sequences of the associated audio files. We can conceal any type of data in digital video format using the video steganography. This type of steganography has the benefit of making it relatively simple to embed vast amount of data. We can infer that it combines audio and visual steganography. Similarly, the network steganography is a technique that uses many network protocols for embedding the secret information such as TCP/IP, UDP, ICMP, and many others. Information is hidden with the header file of the TCP/IP packets and some fields are optional or not important. Finally, another type of steganography is the Email Steganography which is not very well-known steganography. Note that the Email which contains file embedded within hidden information using steganography can be an extremely tedious activity to identify the hidden information [9], [14].

Now let us take a look at numerous characteristics that a steganography approach must, essentially, and should, potentially, process. Defending it from assailants, Steganography is one of the significant and complex mechanisms utilized for safely moving a covert message in an impalpable way [32]. In fact, this does not amend the scheme of the encrypted message rather covers it within a cover-image. The principal objective of the steganography is to incorporate high payload, power, and better intangibility and temper the original message as shown in Figure 3 and Table 1. The payload demonstrates the measure of information encrypted in the cover



FIGURE 3. Various characteristics of the Steganography.

image and is characterized in bits per pixel (bpp). Robustness shows the degree of trouble looked at by assailants through removal of privileged data that secure from any lawbreakers or attackers. Noiselessness or perception implies perceptibility that is estimated through utilizing distinctive picture or image quality evaluation measurements like Peak Signal-to-Noise Ratio (PSNR) and Structural Similarity Index Metric (SSIM) and so on. For example, little perceptible contortion between unique and stego pictures and higher PSNR score addresses top caliber of the stego-images [27].

The spatial domain techniques adjust the gray level of the cover image for concealing confidential information. A high payload and better result in stego-images can be obtained in spatial area procedures. However, for strength and better flawlessness against image preparing activities (trimming, scaling, and Noise assaults) and factual assaults, various research methods have been developed in spatial domain such as: (i) Modified LSB Matching technique [1]; (ii) Enhanced Modified Signed Digit (EMSD) [25]; (iii) Development of the Least Significant Bit (DLSB) [3]; (iv) Pixel Indicator Technique (PIT) [18]; (v) LSB-S and Neighboring Pixel Value Differencing [20]; (vi) Inverted LSB using Adaptive Pattern Technique [2]; and (vii) Pixel Value Differencing (PVD) technique [28] etc. These methods are for the most part utilized and worked well in image steganography and applications because of their better strength against factual steganalysis [10], [11]. However, these techniques have unacceptable amount of embedding message, that consequently result in stego of bad quality images, and computation complexity when contrasted with other spatial domain techniques.

This should be noted that encoding the mysterious message bits into the stego-image LSB is quite, possibly, the most regular method which is used in the cover steganography. It is significant for information concealing system and used commonly because of its plainness. Moreover, this changes the base fundamental bit of the stego-image pixels, which changes simply the tone of the hiding. In fact, this is assumed as a rare or slight change, which cannot be seen by the naked eyes. This process is done either by shuffling shape or improvement base. The Red, Green, and Blue (RGB range 0-255, and per pixel Depth=24 bits) channels are used due to the fact that RGB having three channels can cover more

embedded message. After that, the first three channels are separated from the cover image and the secret message bits are embedded with the LSBs of one of the three channels. Then, the said channels are put close together to make the stego-image [33].

The secret data is typically concealed in one of the RGB channels i.e. blue channel that is less discernible by the Human Visual System (HVS) [5]. The least significant bit replacement plans have large embedding capacity and enhanced intangibility (depending on the choice of the cover image), although they are more powerless against steganalysis assaults [21], [29]. Figure 4 elaborates the basic concepts of the LSB based embedding process by taking a cover image and selecting a pixel while, subsequently, then dividing it into RGB components. On the one hand, the binary representation of the RGB component shows the pixel binary value of each component. On the other hand, a secret message is selected and then transformed into the American Standard Code for Information Interchange (ASCII) value, subsequently, then transformed to binary and finally embedded into each RGB components. To supplant all the LSB bits of pixels inside the cover image with secret bits, the LSB replacement strategy is non-trivial and complicated [17]. Therefore, it embeds the fixed-length secret pieces in a similar fixed length LSBs of pixels as displayed in Figure 5. However, embedding how many bits per pixel in each RGB is dependent on the steganographers. The major and fundamental three contributions of the research conducted in this work are as given below.

- We design and create a step-by-step data exploitation framework;
- we design and develop a method for detecting the DDoS (distributed denial of service) attacks based on several strategies while employing supervised machine learning classifiers; and
- through real datasets, we assess, validate, and then contrast the proposed method with earlier approaches and published findings.

In coming sections, the remaining paper is organized in the given manner. In Section II, we elaborate the literature review and the state-of-art-art methods of the steganography technology. The elaboration of the suggested approach is given in Section III. Furthermore, the experimental settings, datasets, and evaluation findings and outcomes are given in Section IV. Lastly, the key findings, limitations, and future work are deliberated in Section V.

## II. RELATED WORKS

Ancient Greeks developed steganography about 484-425 BC. The ruler of the Miletus, Histaeus, shaved the head of one of his legal slaves before tattooing a puzzling phrase or drawing on it. When the slave's hair started to grow back, again the slave was moved to Aristagoras in order to give the slave the secret text. The slave's head was once more shaved to continue the enigmatic message when he arrived at his

destination [7]. From that time to date, numerous experts and current steganography procedures have been created and utilized for image steganography. There are many applications available in many fields of cover steganography for drives like data stowing away secret data. In next sections, some of the LSB based Image steganographic techniques have been briefly described and critically analyzed.

Before coming to the critical analysis of different steganographic techniques, let us start to elaborate the basic concepts of the Least significant bit image steganography technique which is the most popular and widely technique to hide the secret message. More precisely, as shown in Figure 4, let us call and assume the given image as a digital image. Moreover, every digital image is the finite sets of digital values called pixels. A pixel is actually a short for a particular image's element. So, each pixel has one color at a time and whenever more color often together to make more colors and thousands and millions of pixels make an image. However, the proposed method also used the RGB color model due to the three channels because it is very valuable for embedding more secret data. This should be noted that the RGB color model is an additive colors model due to the fact that in this model Red, Green, and Blue light are combined in different based and to regenerate a broad area of colors. In fact, each color having values of binary value. The depth of the bits per pixel in RGB colors model is 24 bits, which means every color is having an 8 bits' representation [24].

However, when we are working with the binary values, then the Most Significant Bit (MSB) and the Least Significant Bit (LSB) methods are used. The left most bit is the MSB and the right most bit is the LSB which is shown in Figure 5 below. Now, if we change the left most significant bit then it will have a large impact on the final value. For example, as shown in Figure 5, if we have the range of 255 and the binary representation of 255 which is 8 consecutive ones. Now, if we change the left most bit from 1 to 0 then the decimal value change from 255 to 127. We can see in the figure that they have a large impact on the final values. While in other hand, if we change the right most bit, then it will have a less impact on the final value. Furthermore, if we change the value from 1 to 0 then the value changes from 255 to 254. Therefore, we can see the final value impact is approximately 0.00002% which is very less than as compared to the impact caused by the MSB. To summarize this discussion, the main point is that if we modify the MSB, then it will have high influence and effect over the last and final value. However, if we change the LSB, then it will have less impact; and, consequently, this less impact on the final value of the LSB is called the LSB based Image steganography [13].

In fact, the least Significant bit steganography (LSBS) involves overwriting the bits with the lowest arithmetic value. Therefore, this technique is very used for Audio, Video, text, and Image based steganography. Let us consider a simple example to explain the LSB clearly. Suppose a secret message letter 'A' having the binary representation which is 1 followed by 5 zeros and then 1 – as shown in Figure 6. Consider

TABLE 1. Evaluations criteria for the Steganography [7], [24].

Criteria	Advantages	Disadvantages
Perceptual transparency (HVS)	High	Low
Capacity	High	Low
Calculation complexity	Low	High
Robustness	High	Low
Temper protection	High	Low

that the RGB color model and let us select 3 pixels for the hidden secret message. We can see that the secret letter bits are hidden in the selected pixel of the image and is shown as bold and red colored. Therefore, the requirement of the LSB steganography is that the stego and cover image after embedding process should be identical and free from any suspected change which can be seen by any naked eye [23].

In Figure 6, the LSBs are changed in red bold places of pixels. It shows that the pixels are changed. Human spectators will not be able to recognize the cover and stego images if blue channel is used for embedding. All the pixels of the encoded image will be considered 1 value isolated from the cover image. With encoding higher bits, the plain exploitation of the cover image happens, abolishing the point of encoding. In Table 2, the most relevant researches of the LSB substitution-based techniques are critically analyzed. The techniques presented in Table 2 are critically analyzed based on different evaluation criteria of steganography such as capacity, robustness, temper protection, and computation which almost cover the evaluation criteria up to some limits. Therefore, to evaluate reasonably the performance of various steganography methods, it is mandatory to elaborate the acceptable criteria for improving the techniques because the evaluation criteria may also lead us to the correct direction. However, the basic criteria capacity means making maximum hiding capacity possible depending on the cover object for hiding.

This should be noted that robustness elaborates that how a stego image resists against different steganography attacks and should also provide robustness against image processing techniques such as cropping, scaling, and tempering etc. Due to the fact, that steganography may suffer from different passive and active attacks. Similarly, perception means that how the cover and encrypted image remains same perceptibly because it should produce a high perceptual image. colorblackThis should be noted that temper protection is a challenging issue to change the secret data after it has been secured into the encoding object. While computation means that how much it is computationally costly to encode and decode the secret message [18]. The advantages and disadvantages of different evaluation criteria of steganography are shown in Table 1.

Table 1 elaborates the essential needs for any image steganographic method, that how to critically investigate the performance and value-ability of the method. This is due to the fact that if someone develops a image steganographic method and focuses only on one parameter and ignore the others then, potentially, they breached the basic needs of the

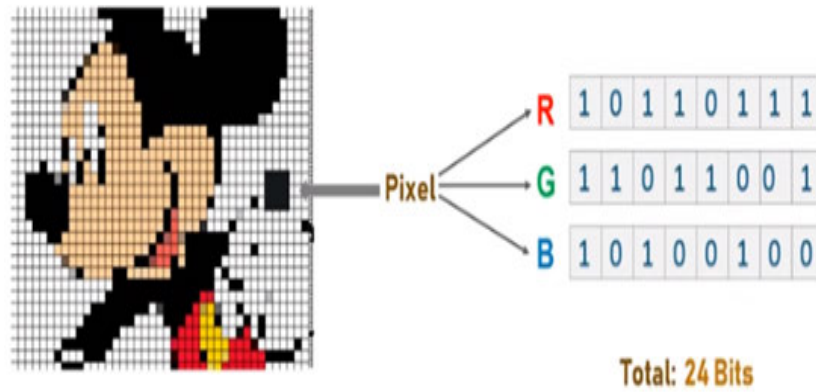


FIGURE 4. Illustration of the LSB based embedding process.



FIGURE 5. Explanation of the LSB (right) and the MSB (left) concepts.

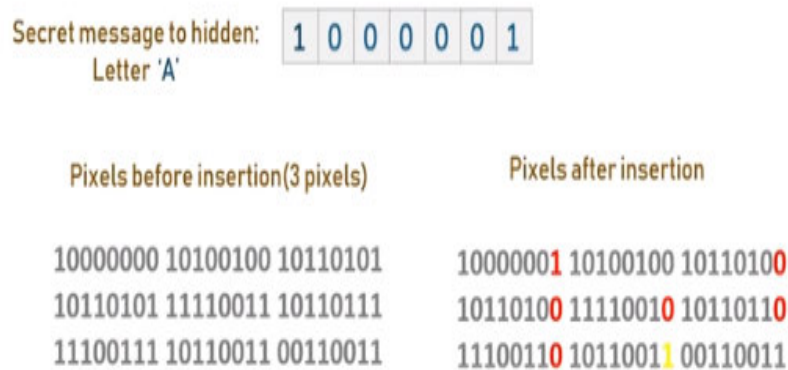


FIGURE 6. LSB approach and process of message embedding.

steganography. Therefore, as shown in Table 1, it is the evaluation criteria for any image steganography method that how to calculate the effectiveness and efficiency of the method. In the proposed technique, we design a novel and upgraded procedure in digital images such as RGB, Texture, Gray-scale, and Aerial image, to make it more powerful and secure that no exposed eye can identify. The Least Significant Bit (LSB) method is one of the well-known and widely used strategies that is applied for steganography. Additionally, the prominent technique for present day steganography is to use the LSB of image pixel data. In the LSB based steganography it is

required to replace all secret bits with the LSB pixels bit of the cover object. Therefore, the LSB embeds the fixed-length secret bits in comparative fixed-length LSBs of pixels. The proposed method and its performance is measured with four unique perspectives as explained later in Section III and Section IV.

#### A. CRITICAL ANALYSIS OF EXISTING IMAGE STEGANOGRAPHY METHODS

The Pixel Indicator System (PIT) is that approach in which one particular and specific channel is implemented for sign;

**TABLE 2. Analysis of different LSB based Image Steganography and other most relevant methods.**

S No	Method used	Advantages	Disadvantages	Analysis Based on					
				Capacity	Perception	Robustness	Computation	Temper Protection	Transparency
1	Modified LSB substitution for RGB Images	High Security, quality and perception	payload limit and vulnerability of statistical attacks	×	✓	×	×	✓	✓
2	Improved LSB for RGB images	High security, great quality and robustness	Payload, Vulnerabilities (noise, coping) computation	×	✓	✓	×	✓	✓
3	LSB Replacement through XOR Substitution	High Security and Good image quality	Hidden data too Low	×	✓	×	×	✓	✓
4	Multi Stego for gray scale images	High Capacity and low distortion	vulnerability to different attacks	✓	✓	×	×	×	×
5	Value differencing using adjacent pixel and LSB substitution technique	high security, imperceptibility, and robustness	Hidden data too low and vulnerability of statistical attacks	×	✓	✓	×	✓	×
6	GL Modification and MLE	high imperceptibility, times Saving and robustness	weakness to different assaults such is cropping, scaling and noise	×	✓	×	✓	✓	×
7	LSB	High Security and Good image quality	visual quality, payload limit and vulnerability of statistical attacks	×	✓	×	×	✓	✓
8	LSB substitution with Random pixel selection	High security for message in Stego-image	without thinking about Visual Quality in Random pixel determination	×	✓	✓	×	✓	×
9	PIT	High hidden data better imperceptibility	payload limit is absolutely dependent upon have image and pointer bits	✓	×	✓	×	×	✓
10	Improving histogram based flexible data hiding by inserting predictions	Larger embedding capacity & better image quality	Security risks	✓	×	✓	×	✓	✓
11	Generating Data Hiding Method for Gray Scale Image to get Multi Stego-image based	High capacity and low distortion	weakness to different assaults (cropping, scaling and noise)	✓	✓	×	✓	×	×
12	Inserted LSB using Adaptive Pattern	Imperceptibility Embedding capacity is more	vulnerability to different attacks	✓	✓	×	×	×	✓
13	DLSB Dynamic Stego key	application of a dynamic key of the DLSB High Security	Hidden data too low	×	✓	×	✓	✓	×

however, the other remaining two channels are implemented for inserting disguised data as a bit of a predefined cycle way which updates the power of the proposed approach [26]. This technique also avoids the fundamental trade burden and additional costs. In fact, the major and key feeble justification behind this technique is that the payload is absolutely liable to the cover image and pointer bits considering which the payload might be diminished. The PIT method stores away a settled amount of bits in each and every pixel. This may acquire additional modifications in the image that implants higher amount of covered bits in every pixel.

In [26], the author proposed a clever method of information concealing utilizing multi stego-images to accomplish high limits with low disfigurement [26]. In each scenario, the primary image’s pixels generate four additional pixels. Using the modified LSB in coordinating approach, the constrained data are masked on all of the sent pixels. After that, all pixels are modified again to reflect the defacement’s failure. The primary image is separated into four distinct secret images, each of which covers one digit per pixel. Through modifying the Exchange Carrier Object (EC) for each of the various stego-images and combining the LSB coordinating with the Pixel Value Differencing, the authors hope to develop reversible steganography (PVD).

A spatial adaptive domain color image steganography technique is shown which utilizes the LSB replacement and adjoining pixel esteem differencing idea [1], [16]. Using a

block layout of 3 by 3 pixels, the technique utilizes all the edge pixels in all possible ways. Three stages make up the suggested process: (i) XOR of data encoding; (ii) the embedding process of encoded bits while utilizing the PVD and the LSB substitution; and (iii) the extraction. The exploratory outcomes of this research work demonstrate that the recommended technique has accomplished an extremely high inserting limit of approximately 3.498 per pixel bits (ppb) with PSNR values 38.23 dB. From this exploration work, it was seen that the cover image determination exceptionally affects the results of a steganography strategy. This study work actually needs some proficient cover image choice strategy that can likewise be consolidated with the proposed technique in order to get a further developed and improved outcome.

In image steganography, the Pixel Value Differencing (PVD) is a grounded method that has a high limit (utilizing range table). However, it experiences histogram-based steganalysis assault [20], [28]. Applying an irregular key of equal size, the One Time Paid (OTP) encryption is the most secure when we need to consolidate the imports of PVD with the safety of OTP. Prior to inserting an arbitrary created key is utilized to ascent the mysterious message bits. Furthermore, the authors proposed to conspire doesn’t utilize a range table to expand the cover image utilizing  $2 \times 2$  non-covering pixel blocks. When contrasted with some notable procedures, the consequence of this examination work shows that this plan

**TABLE 3. PSNR metric values of the proposed method on different sizes of message that are embedded in different images of same dimensions.**

S. No	Different RGB Images of same dimension 512 x 512	PSNR values in dB of the proposed method
1	Image [1], [512 × 512] on different sizes of secret message {4, 6, 8, 10, 12, 14, 16 KB's}	On 4 kb PSNR value is 90.243 On 6 kb PSNR value is 76.033 On 8 kb PSNR value is 79.223 On 10 kb PSNR value is 80.143 On 12 kb PSNR value is 70.023 On 14 kb PSNR value is 83.023 On 16 kb PSNR value is 89.043
2	Image [2], [512 × 512] on different sizes of secret message {4, 6, 8, 10, 12, 14, 16 KB's}	On 4 kb PSNR value is 94.223 On 6 kb PSNR value is 76.113 On 8 kb PSNR value is 88.043 On 10 kb PSNR value is 80.043 On 12 kb PSNR value is 81.323 On 14 kb PSNR value is 85.023 On 16 kb PSNR value is 87.013
3	Image [3], [512 × 512] on different sizes of secret message {4, 6, 8, 10, 12, 14, 16 KB's}	On 4 kb PSNR value is 86.022 On 6 kb PSNR value is 74.042 On 8 kb PSNR value is 75.043 On 10 kb PSNR value is 70.013 On 12 kb PSNR value is 82.041 On 14 kb PSNR value is 85.013 On 16 kb PSNR value is 90.243
4	Image [4], [512 × 512] on different sizes of secret message {4, 6, 8, 10, 12, 14, 16 KB's}	On 4 kb PSNR value is 88.033 On 6 kb PSNR value is 74.041 On 8 kb PSNR value is 73.012 On 10 kb PSNR value is 76.043 On 12 kb PSNR value is 75.143 On 14 kb PSNR value is 79.043 On 16 kb PSNR value is 88.013
5	Image [5], [512 × 512] on different sizes of secret message {4, 6, 8, 10, 12, 14, 16 KB's}	On 4 kb PSNR value is 80.043 On 6 kb PSNR value is 84.012 On 8 kb PSNR value is 83.067 On 10 kb PSNR value is 85.049 On 12 kb PSNR value is 86.567 On 14 kb PSNR value is 84.534 On 16 kb PSNR value is 86.043
6	Image [6], [512 × 512] on different sizes of secret message {4, 6, 8, 10, 12, 14, 16 KB's}	On 4 kb PSNR value is 89.043 On 6 kb PSNR value is 78.098 On 8 kb PSNR value is 75.067 On 10 kb PSNR value is 70.684 On 12 kb PSNR value is 83.233 On 14 kb PSNR value is 86.423 On 16 kb PSNR value is 87.745
7	Image [7], [512 × 512] on different sizes of secret message {4, 6, 8, 10, 12, 14, 16 KB's}	On 4 kb PSNR value is 80.042 On 6 kb PSNR value is 81.045 On 8 kb PSNR value is 84.098 On 10 kb PSNR value is 88.033 On 12 kb PSNR value is 85.332 On 14 kb PSNR value is 82.324 On 16 kb PSNR value is 90.423
8	Image [8], [512 × 512] on different sizes of secret message {4, 6, 8, 10, 12, 14, 16 KB's}	On 4 kb PSNR value is 91.421 On 6 kb PSNR value is 83.045 On 8 kb PSNR value is 84.098 On 10 kb PSNR value is 87.423 On 12 kb PSNR value is 88.567 On 14 kb PSNR value is 83.379 On 16 kb PSNR value is 89.415

gives a better quality cover picture or image. To expand the concealing limit with more bits per pixel, the OTP method could be joined with edge recognition methods as a future direction.

In [8] and [30], the authors elaborate the most essential elements of the image steganography which are high inserting limit and adequate visual image quality which are talked about largely. To implant restricted information, the proposed

calculations is another limit information concealing procedure which is dependent on the Least Significant Bit (LSB) replacement and Enhanced Modified Signed Digit (EMSD) procedures. Particularly, the inserting limit of the proposed calculation is around 262,144 to 786,432 bits bigger than comparative calculations as the EMSD. Likewise, the combination of the EMSD and the LSB replacement calculations give greater security to privileged information, high payload, and get appropriate stego-image quality.

A new strategy for image steganography was proposed in [25]. In [25] and [2], the primary characters of the covert message are changed over to twofold bits, and afterward edge locales are distinguished. However, the randomization mounted is the principle trademark in the proposed calculation [25]. From the test results, it is reasonable that calculation is strong to insert the covert message information into RGB shading image, though edge pixels, irregularity, and variable mounting boundaries are utilized for security reasons against visual assaults and histogram-based assaults [2]. Also, image quality upgrades will be explored to work on the imperceptibility of the cover picture or image.

The execution of the LSB-based piece flipping approaches has been further investigated, and our proposed method concludes the work presented in [6]. The bit flipping approach hasn't been used to hide images, although previous research has shown that it increases intangibility by about 9 dB in gray-scale images. In this investigation, the bit flipping approach is used to shade pictures by implanting messages with the most extreme restriction, and it appears that the bit flipping technique performs splendidly in shading pictures using the RGB model. This demonstrates how well the bit flipping algorithm under consideration performs when applied to both gray-scale and covert images.

Further details can be read in [22] for color image steganography that are, in fact, utilizing the multi-level encryption (MLE) and the gray-level modification (GLM) approaches. Prior to planting it to the grey levels of the cover image, the secret key and confidential Intel are encoded using MLE computation. The main benefits of the suggested work come from the employment of GLM, Secret Key, and MLE by the writers. The essential advantages of the proposed plan are chipped away at the nature of stego images, high intangibility, cost-feasibility, and further developed energy. Though, the research work adds and improves the security layers and also increases the direction of the cover steganography. In the Development of LSB Steganography (DLSB) method used the LSB based cover steganography for embedding the secret message and comparisons of the cover and secret bits [21]. The amount of pixels in the image is equivalent to the greatest number of bits that can be covered. The use of dynamic key is the main objectives of the proposed work which provide a better security. Though, it is not possible to detect this little change between original and proposed value by naked eye or human visual system.

However, the least difficult procedure among the spatial space strategies is the LSB replacement strategy where the

LSB of every pixel value is utilized to insert the information [3]. In the LSB replacement strategy, the covert message is encoded by turning around, trading, and round right moving with an arbitrary key or without a key [31]. The LSB advantages of pixel forces are changed with the message bits. The amount of pixels utilized for inserting information is equivalent to the number of bits in the message file. This value is put away in the last rows of the image in the same ways the message is inserted. In Table 2, the most relevant LSB based techniques and various image steganography methods in spatial domain are critically analyzed based on the basics evaluation criteria of the steganography which is shown above in Table 1.

### B. SUMMARY OF THE LITERATURE REVIEW

In Table 2, different image steganography techniques in the spatial domain are critically investigated based on the basic criteria of steganography in detail. In summary of various steganographic procedures the significant kinds and order of steganography have been proposed in the literature during the most recent couple of years. We have basically broken down various image steganographic techniques which demonstrate that the graphical nature of the image is degraded when the secret information is expanded up to a possible utilizing LSB-based scheme.

Arguably, each technique has their pros and cons based on the image steganography using the LSB substitution technique. Because some technique has brought down payload boundary (payload boundary means that how many size of secret message we can embed) and some have broken down other criteria of steganography and also have vulnerabilities to different attack such as cropping, scaling, and tampering etc. The reliability between the basic criteria of image steganography is also required [15]. Suppose, as shown in Table 2, an existing method (given in S. No 1 – the Modified LSB substitution for RGB Images) has covered some evaluation criteria such as imperceptibility, and temper protection; but, has broken down other criteria like payload, computation, and robustness. Furthermore, enormous amounts of implanting techniques can give indication of change of the image by means of careful investigation of the reasonable properties of disorder or perceptibility analysis. However, a lot of cover steganography procedures are proposed, in the literature, till now.

Therefore, the selection of a particular technique depends on its efficiency. It tends to be seen in the literature that the LSB Substitution method with some measure of encryption is the better one among other image steganographic procedures in spatial area such as Pixel Value Differencing, Pixel Intensity Technique, Edge Based Detection, and Histogram shifting etc. Thus, to improve the limitations of the existing methods we still needs the reliability between various steganography evaluation criteria. The selection of an appropriate encrypted objects and the way of the embedding of secret message bits in cover object is still needed. However, the proposed work compared with some existing methods of

the image steganography by using the basic evaluation criteria, Image Quality Assessment Metrics (IQAM) and different perspectives (details are given later in Section IV) to make it reliable and to achieve the greatest nature of stego images and a better and reliable steganographic procedure.

### III. THE PROPOSED MODEL

In today's advanced technological world, keeping the integrity, authenticity, security and confidentiality of the secret information over the internet is hot issues. Different techniques are proposed, but they do not fulfill the need of secret data due to the advancement of technologies. So new treats focus us to develop new methods. Therefore, steganography is the best method used today for sending and receiving using any communication channels through internet. Because, it hides the secret message in a particular manner such that no one can detect the hidden information. In this paper, we are having a novel and significantly improved steganographic approach which is used in the RGB color space. For the importance and motivation of the proposed algorithm, we tested the proposed method with different perspectives, and taking different and various image types (i.e Texture, Aerial, and gray scale images) and also tested using different and same sized of messages which are given below in result section in details.

#### A. THE PROPOSED ALGORITHM

For the proposed algorithm, the mathematical model and notations are as given below:

- Secret message is denoted by  $SM$  with  $SM\ i, j$  defines the value location of the message
- $CI$  represent Cover image with  $CI, j$  which define the pixel value location
- $TI$  demonstrate the transform image with  $TI\ i, j$  demonstrates the value location of that image
- $FI$  denote the flipped image with value location of that image represent as a  $FI, i, j$
- $SMdv$  represents the differencing value of secret message
- $Rc, Gc, Bc$  represent the Red, Green and Blue channels of the Image
- $Simg$  represents the stego image and the location of the value is defining with  $Simg, i, j$

For the entire proposed algorithm, the equations from 1 to 6 function named as alpha ( $\alpha$ ), Beta ( $\beta$ ), Gamma ( $\gamma$ ), theta ( $\theta$ ), Delta ( $\delta$ ), Omega ( $\omega$ ) are used in the following manner:

$$FI = \alpha(TI) \quad (1)$$

$$Rc, Gc, Bc = \beta(FI) \quad (2)$$

$$SMdv = \gamma(SM, Rc) \quad (3)$$

$$SMdv' = \omega(SMdv) \quad (4)$$

$$Bc' = \delta(Bc) \quad (5)$$

$$Simg = \theta(SMdv', Bc') \quad (6)$$



TABLE 4. Comparisons of the proposed method with other related and state-of-the-art existing methods using the PSNR metric values.

Name and Dimension 512 × 512	Size of secret message in KB's	Cipher in bytes	Md-LSB RGB	Improved LSB for RGB	LSB Replacement through XOR	Mul-Stego for G-Scale	V-D using adjacent pixel LSB	GL Mod-& MLE	Proposed method (NLSB-St)
Image [1]	4	4000	68.554	65.534	65.787	78.764	77.098	84.897	86.243
	6	6000	65.987	66.876	67.999	79.098	79.090	81.098	84.033
	8	8000	65.098	65.876	67.090	70.078	74.076	76.088	79.223
	10	10000	55.098	56.098	60.988	65.988	71.0897	72.908	73.143
	12	12000	67.098	66.096	67.0898	65.09878	67.977	69.099	73.023
	14	14000	79.980	61.0987	62.099	63.098	64.099	65.909	66.023
	16	16000	80.343	81.098	81.080	83.080	84.909	83.999	84.043
	Average:		60.1654	62.66553	64.01897	69.31497	71.04839	73.42829	75.24729
Image [2]	4	4000	72.54	74.534	66.787	78.764	79.098	84.897	84.223
	6	6000	78.987	69.876	69.999	76.098	80.090	89.098	80.113
	8	8000	76.098	69.876	69.090	77.078	94.076	86.088	88.043
	10	10000	85.098	75.098	60.988	75.988	881.0897	88.908	90.043
	12	12000	86.098	86.096	73.0898	78.09878	89.977	89.099	89.323
	14	14000	80.980	81.0987	72.099	76.098	77.099	88.909	86.023
	16	16000	85.343	87.08	81.080	67.080	77.909	73.999	89.013
	Average:		85.021	78.951	78.733	79.886	88.625	78.714	92.540
Image [3]	4	4000	75.554	75.534	65.787	78.764	79.098	76.098	86.022
	6	6000	76.987	75.098	67.999	79.098	80.090	77.088	79.042
	8	8000	70.098	80.876	67.090	79.078	83.076	79.908	75.043
	10	10000	85.098	69.098	79.099	85.988	79.0897	66.099	80.013
	12	12000	77.098	84.096	77.787	77.09878	87.977	82.909	87.041
	14	14000	78.980	86.0987	78.099	86.098	88.099	870.999	83.013
	16	4000	79.098	87.08	86.080	79.080	88.909	88.765	88.243
	Average:		75.55	88.55	85.563	89.314	87.048	87.999	90.488
Image [4]	4	4000	78.554	75.534	65.787	78.764	77.098	84.897	88.033
	6	6000	79.554	75.534	65.787	78.764	77.098	83.897	84.941
	8	8000	79.987	76.876	67.999	79.098	79.090	80.098	80.412
	10	10000	75.987	75.098	77.999	70.078	74.076	76.088	76.643
	12	12000	75.098	78.876	77.090	75.988	75.0897	74.908	75.143
	14	14000	75.098	78.098	72.099	77.09878	77.977	69.099	70.043
	16	16000	77.987	85.098	78.999	83.098	84.099	74.009	64.413
	Average:		64.609	60.731	65.823	79.556	80.504	85.142	87.090

The above six functions are used for the whole embedding and extracting algorithm of the proposed method. First we used  $\hat{I}$  accepts flipped image and then  $TI$  transforms image. The  $\beta$  divides the transformed image ( $TI$ ) into  $Rc$ ,  $Gc$ , and  $Bc$  channels and here the  $Rc$  is used for calculating difference between secret message and  $Bc$  channels for embedding the secret message. The third function  $\gamma$  is used for calculating difference of  $Rc$  channel and secret message  $SM$  as ASCII code of a letter. For robustness, the proposed algorithm used MLEA (which give us  $SMdv'$ )  $SMdv$  difference values is encrypted using the  $\omega$  function. Now before jump to embedding the message a MATLAB function Magic Matrix is used for shuffling the  $Bc$  (blue) channel using the function  $\delta$  which return  $Bc'$ . And finally the  $S_{img}$  is achieved using the last function  $\theta$  using the proposed algorithm by the embedding encoded difference values  $SMdv'$  in the shuffled  $Bc'$  blue channel. Now to extract the hidden message from stego image the revers process of the proposed method can be achieved using the following functions as same as embedding process.

$$CI = \alpha - 1(img) \tag{7}$$

$$c, c, c = \beta - 1(TI) \tag{8}$$

$$c' = \delta - 1c) \tag{9}$$

$$dv' = \theta - 1(Bc') \tag{10}$$

$$SMdv = \omega - 1(SMdv') \tag{11}$$

$$SM = \gamma - 1(SMdv, c) \tag{12}$$

**B. SHUFFLING THE BLUE CHANNEL USING MAGIC MATRIX (MM)**

The Magic matrix is a Matlab function having very valuable properties. Suppose  $a = magic(n)$  will return an  $n \times n$  matrix with equals numbers of rows and columns constructed from 1 integer through  $n^2$ . In order to create a valid matrix, the  $n$  order must be a scalar greater than 3. It doesn't contain any repeated number and if take the sum of all rows, columns and diagonal are same. To take benefit from the properties of magic matrix we can use to Shuffle the cover image pixels. More precisely, to clear the concept of magic matrix (MM) lets take a visualize example as shown in Figure 7. Suppose that the patterns or the concept in MM is visually examined with orders between 9 and 24 images. The resulting patterns of MM show us that it uses 3 different algorithm or procedures which totally depended on whether the value of  $mod(n, 4)$  is 0, 2 or odd.

**C. THE MULTI LEVEL ENCRYPTION ALGORITHM**

Before embedding the secret information into cover image MLEA embeds the secret information. To increase




FIGURE 7. Illustration of the Magic Matrix.

the security or robustness of the secret data MLEA applies various encoded activities on it. So, these valuable activities are used in proposed method. The steps and block diagram of the MLEA is given as follows:

- Taking XOR of all bits by 1.
- Taking 8 bits' combination and replace the 1<sup>st</sup> four bits with the last four bits.
- For every 8 bits' combination take the left circular shift.
- Finally, divide the whole array into two blocks and then taking the XOR on the bases of clock one and block two in such as manner that if block  $i == 1$  then assume the XOR of block two  $i$  by 1.

To summarize the discussion, in the proposed method first we take a cover image; and then we flipped and transposed the selected cover image. After that, we convert it to the three channels, Red, Green, Blue. Then blue channel is used for embedding the secret message, then divided into four equals block and shuffled using Magic Matrix while red channel is used for calculating the differencing values between the red channel and secret message bits. Now the different values are then encoded using Multi-Level Encryption Algorithm (MLEA) to make the cipher. In the last, the encoded different values in a cyclical mode (two bits per block) are embedded into the blue channel which is divided into 4 equals shuffled blocks. After embedding the secret data into the blue channel then re-arrange the pixel of the sub-images of the blue channel then combining the RGB channel. After combining the RGB channel re-flip into its original form and get a stego image. Therefore, in proposed method, various terms like flipping, transpose, MLEA, Magic Matrix, and LSB concepts are used for embedding secret message within the image.

#### D. THE EMBEDDING ALGORITHM

The given steps in Algorithm 1 elaborate the whole embedding process:

#### E. THE EXTRACTION ALGORITHM

The Extraction algorithm is explained using a step-by-step procedure as given below in Algorithm 2. This should be noted that the Extraction algorithm is the reverse of the embedding algorithm. The given steps elaborate the encrypted progression, respectively.

#### IV. ANALYSIS OF RESULTS AND EXPERIMENTAL ENVIRONMENT

The Proposed technique experimentally assessed with the given different perspectives based on data sets of benchmark RGB (aerial, texture, and gray scale) images downloaded from University of Southern California-Signal and Image Processing Institute (USC-SIPI) database website for evaluating the proposed method with existing methods [3], [34]. We took different images named; image1-12 shown in the Figure 9. For implementation MATLAB R2014a are used for proposed method, Modified LSB substitution for RGB Images [2], Improved LSB for RGB images [13], LSB Replacement through XOR Substitution [6], Multi Stego for gray scale images [26], Value differencing using adjacent pixel and LSB substitution technique [20], LSB bit flipping method [6], GL Modification and MLE [22], LSB hybrid hiding model method [17] etc. Therefore, many explorations and experimentation was directed as to fully survey and investigate the usefulness of the suggested technique. This method is experimented by 165 smooth and edgy image of different dimensions and sizes. The Mean Square Error (MSE), Peak Signal to Noise Ratio (PSNR), Normalized Cross Correlation (NCC), Histogram Analysis (HA), Structural Similarity Index (SSIM), and Root Mean Square Error (RMSE) are some of the image assessment metrics which are most widely utilized to assess various techniques similar to the proposed approach. For showing the motivation and importance of the proposed method also do Histogram Analysis (HA) of some cover an stego images.

The entire quantitative evaluation of this research work is falteringly strategized by the given viewpoints (Perspectives):

**Algorithm 1** The Embedding Process**Inputs:** A cover image**Outputs:** A stego image*Step-1:* Take a cover image, flip and then transform the original image.*Step-2:* Convert the flipped image into three channels which are red, green, and blue (RGB).*Step-3:* To hide the secret message into blue channel and the red channel is used for deciding differentiation among messages and the intensity of the pixel.*Step-4:* The blue channel is then divided into four same blocks and then every block is adjusted using a notable matrix which is Magic (a particular function of the Matlab that return a matrix having no rehased numbers and its summations of every column, row, and diagonals are the same). Then again, the confidential information (ASCII codes) is deducted from the relating pixel values of the red channel.*Step-5:* Now different values are then encoded using the proposed Multi-Level Encryption Algorithm (MLEA). In the last, the encoded different values in a cyclical mode (two bits per block) are embedded into the blue channel which is shuffled in step 4.*Step-6:* After embedding the secret data into the blue channel, then, we re-arrange the pixel of the sub- images of the blue channel then combining the RGB channel. After combining the RGB channel re-flip into its original form and get a stego image.**Return** a stego image**Algorithm 2** The Extraction Algorithm**Inputs:** A stego image**Outputs:** Red channel pixel values*Step-1:* First taking the stego image, then, flip and transform the image so that it can be separated into red, green, and blue (RGB) channel.*Step-2:* The blue channel is partitioned and rearranged using magic matrix which is divided into four equivalent blocks in encrypted process.*Step-3:* To the end of embedded information; taking the LSB of two pixels is removed from each block in a cyclic way.*Step-4:* The decoded message is then decrypted using the proposed MLEA technique (for increasing its security, different encryption, replacing, XOR, and combination measures are used) and a while later every eight-bit combination is changed over into decimal.*Step-5:* In the end, different values between the secret message extracted values and resultant red channel pixel values are calculated.**Return** red channel pixel values

- Concealing various measures of information in different images of similar dimensions.
- Encoding same size of information in various images of a similar size.
- Encrypting similar amount of message in the same image of diverse sizes.
- Encoding different size (6kb, 8kb, 10kb, 14kb, 16kb) of data in the different size, dimensions', and different Gray-scale, Texture and Aerial images.

In perspective 1, concealing 5 distinct sizes of a text (for example 4KB, 6KB, 8KB, 10KB, 16KB) in different images of the same dimension ( $256 \times 256$ ). Furthermore, in perspective 2, a text of 12 Kilobytes is inserted in different color images having size  $256 \times 256$ . This investigation is led on 100 pictures. This investigation is led on four or five standards RGB Image. Comparable images of perspective 1 and 3 with

different resolutions of ( $128 \times 128$ ,  $256 \times 256$ ,  $512 \times 512$ , and  $1024 \times 1024$ ) are used and the size of inserting secret text will be 8 Kilobytes. In Perspective 4 the data embedded in different size, dimensions, and different format of images.

Now for the consisting of the suggested model and technique with other associated and existing methods the datasets of different images are used to analyze the edge of the suggested technique which shown in below Figure 9.

**A. PERSPECTIVE 1: DIFFERENT SIZES OF MESSAGE ON DIFFERENT IMAGES OF SAME DIMENSIONS**

Table 3 and Table 4 elaborate the perspective 1 which is the different sizes of information embedded in same dimension of different images. Comparisons based on the PSNR proves the edge of the suggested approach over the state-of-the-art and other existing approaches. Table 1 and 2 elaborate

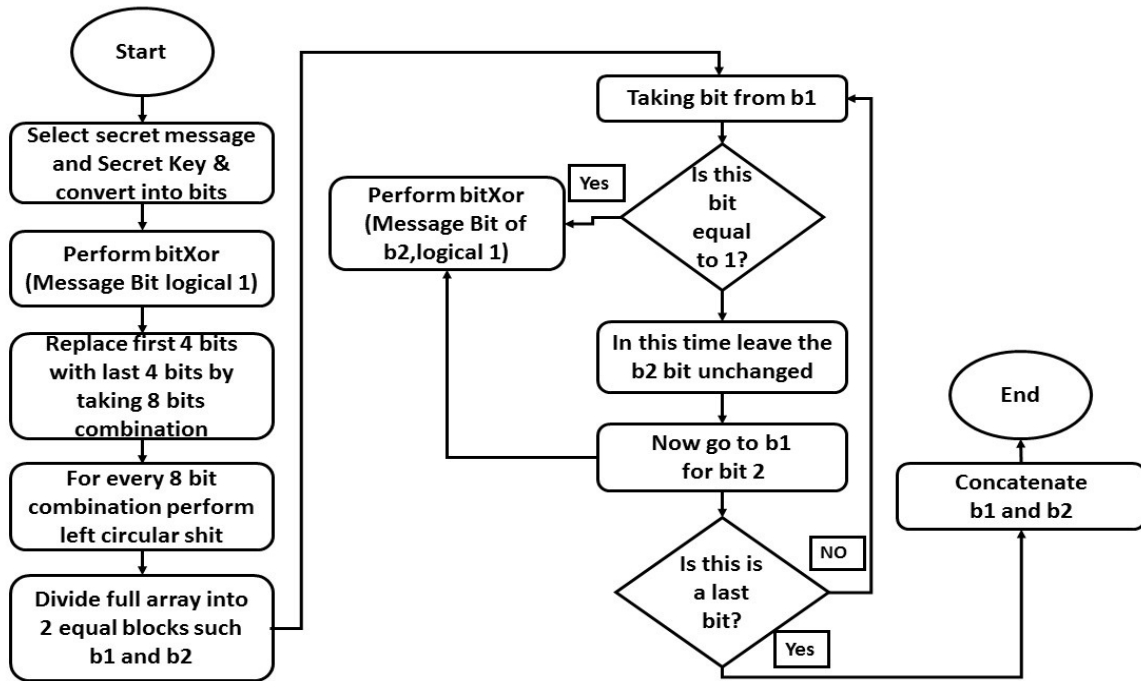


FIGURE 8. Multi Level Encryption Algorithm (MLEA).




FIGURE 9. Datasets of the RGB images labeled as Images from (1 – 12).

the perspective 1 which is the different sizes of information embedded in same dimension of different images. The proposed technique and the reference techniques both use a different size of secret message on different and same dimension images in analysis fashion. For a fair comparison, first we collected the resulted percent values (PSNR) of the existing methods from the papers and verified. That resulted values of the reference methods is on which type of inputs (size of message and selection of cover image). Then we took for proposed method; different size of secret messages i.e 4, 6, 8, 10, 14, 16 KB's and tested on different and same dimensions of the image. First we test by taking same dimension images

(512 × 512) and then tested by 4 kb and check the result in terms of PSNR which are dominant as compared with existing methods. After apply same procedures for different size of secret message on 512 × 512 image the results outperforms. The reference methods used only exact size of message, testing the whole method either 10 kb message size and same images. The Means testing is based on only on perspective but the proposed method critically tested on different perspectives.

Comparisons based on the PSNR proves the edge of the proposed method with other existing methods. However, in embedding algorithm of the proposed method, embedding



FIGURE 10. Datasets of the RGB images labeled as Image from (1 – 12).

algorithm used the embedding process bit per pixel (BPP) in a manner; after calculating the differencing values between the red channel and secret data then converting into bits of 1D array and applied MLEA to make cipher. After that, selecting 8 bits from 1D array and set the control and check for every 1<sup>st</sup> 2<sup>nd</sup> bits into 1<sup>st</sup> block of the Blue channel (which are divided into 4 blocks), every 3<sup>rd</sup> and 4<sup>th</sup> bits into 2<sup>nd</sup> block, every 5<sup>th</sup> and 6<sup>th</sup> bits into 3<sup>rd</sup> block, and every 7<sup>th</sup> and 8<sup>th</sup> bits into 4<sup>th</sup> block of the blue channel. After that if all bits are embedded into 4 divided blocks of the blue channel respectively, then control goes to re-arrange the pixels of the dividend block of the blue channel and combine red, green, and blue channels and then proceed for the next step to make the stego image. So 4 equals divided blocks of the blue channel is used for every 1st two bits into block 1, and every 3<sup>rd</sup> and 4<sup>th</sup> bits into 2<sup>nd</sup> block, respectively. The whole process of the embedding are presents in embedding and extraction algorithm section above.

### B. PERSPECTIVE 2: ENCODING SAME SIZE OF INFORMATION IN VARIOUS IMAGES OF SIMILAR SIZES

Table 5 elaborates the perspective 2 while taking same size of secret data (16 kb's) and, when embedded in different images of same dimensions (512 × 512). The obtained results are shown in Figure 10.

### C. PERSPECTIVE 3: ENCRYPTING SIMILAR AMOUNT OF MESSAGE IN THE SAME IMAGE OF DIVERSE SIZES

Table 6 and Table 7 prove the dominance of the suggested approach over the current state-of-the-art techniques based on perspective 3 which is the same amount of information while embedded within different images of different dimensions from Image [1], [2], [3], [4], [5], [6]. The same scenario is used over more than 150 different images of different dimensions that prove the edge of the proposed method.

TABLE 5. Results based on the PSNR metric while embedding same sizes (16 kb) of messages in different images of same dimensions.

Cipher text In bytes	Secret Message in KB's	Image Name and Dimension 512x512	PSNR values of the Proposed method
16000	16 KB's	Image [1]	75.876
		Image [2]	79.453
		Image [3]	87.980
		Image [4]	83.876
		Image [5]	89.890
		Image [6]	90.676
		Image [7]	85.897
		Image [8]	86.787
		Image [9]	77.787
		Image [10]	89.787
		Image [11]	89.789
		Image [12]	90.676

### D. PERSPECTIVE 4: ENCODING DIFFERENT SIZES (6kb, 8kb, 10kb, 14kb, 16kb) OF DATA IN DIFFERENT SIZES, DIMENSIONS, AND DIFFERENT IMAGES I.e. GRAY-SCALE, TEXTURE, AND AERIAL

In perspective 4, many different Gray-scale images are used for embedding different size of secret message that indicates the importance of the suggested model and approach which are shown in Table 8. Figure 11 shows datasets of different gray-scale images. Now in perspective 4 the suggested approach is also analyzed founded on texture images which is given below.







In Figure 12, a dataset of many texture images is used for analyzing the proposed method based on the PSNR metric and the obtained outcomes are shown in Table 9. The evaluation and assessment outcome proves the edge of the suggested approach with a high PSNR metric values. In next discussion, we are analyzing the proposed method using aerial images. To do so, we are taking a data set of some aerial images as shown in Figure 13.

In Figure 13, a dataset of many Aerial images is used for analyzing the importance and edge of the proposed method

**TABLE 6.** Comparisons of the proposed method with other related existing methods on the PSNR metric values.

Name and image	Size of Message to be embedded	Different dimension images	Md-LSB RGB	Improved LSB for RGB	LSB Replacement through XOR	Mul-Stego for G-Scale	V-D using adjacent pixel LSB	GL Mod-& MLE	Proposed method (NLSB-St)
Image [1]	16 KB's	128 × 128	77.554	76.534	66.787	69.764	67.098	66.897	89.243
		256 × 256	76.987	76.876	67.999	77.098	80.090	81.098	83.033
		512 × 512	77.098	79.876	77.090	79.078	76.076	76.088	78.223
		1024 × 1024	80.098	78.098	76.988	79.988	71.0897	78.908	77.143
		Average:	66.1842	77.096	79.216	78.982	76.088	79.247	80.9105
Image [2]	16 KB's	128 × 128	72.54	74.534	66.787	75.764	76.098	77.897	77.223
		256 × 256	68.987	74.876	68.999	76.098	77.090	88.098	89.113
		512 × 512	75.098	79.876	68.090	78.078	89.076	87.088	87.544
		1024 × 1024	75.098	77.098	60.988	79.988	79.0897	89.908	89.043
		Average:	75.931	67.846	66.216	77.48	71.338	84.498	86.481
Image [3]	16 KB's	128 × 128	73.554	75.534	65.787	78.764	77.098	78.098	780.022
		256 × 256	75.987	75.098	67.999	78.098	79.090	74.088	80.042
		512 × 512	75.980	76.876	67.090	79.078	76.076	78.908	85.043
		1024 × 1024	76.098	77.098	74.099	78.988	79.0897	78.099	89.013
		Average:	74.205	75.402	66.244	75.23	77.588	80.798	86.030
Image [4]	16 KB's	128 × 128	77.554	75.534	66.787	78.764	78.098	80.897	87.033
		256 × 256	78.554	76.534	65.787	77.764	77.098	83.897	85.941
		512 × 512	75.987	76.876	77.999	79.098	79.090	84.098	86.412
		1024 × 1024	77.987	77.098	70.999	70.078	79.076	88.088	87.643
		Average:	74.021	76.261	67.893	76.42	77.091	86.245	898757
Image [5]	16 KB's	128 × 128	73.554	74.534	77.787	68.764	77.098	74.897	87.033
		256 × 256	75.554	75.534	78.787	78.764	77.098	73.897	87.941
		512 × 512	75.987	80.876	66.999	77.098	77.090	80.098	85.412
		1024 × 1024	76.987	75.098	79.999	73.078	74.076	76.088	87.643
		Average:	72.271	77.761	79.143	80.92	85.341	86.245	88.507
Image [6]	16 KB's	128 × 128	71.554	65.534	66.787	78.764	77.098	84.897	83.033
		256 × 256	75.554	66.534	66.787	78.764	77.098	84.897	84.941
		512 × 512	75.987	66.876	79.999	77.098	84.090	80.098	85.412
		1024 × 1024	75.987	66.098	68.999	70.078	75.076	86.088	86.643
		Average:	73.521	65.261	67.643	76.17	77.091	83.245	84.507
Average of 150 images of different dimensions			758.639	66.271	67.393	74.367	76.590	84.046	85.865

**TABLE 7.** Results using the PSNR metric for the proposed method based on different dimensional images and embedding the same amount of secret information as input.

Name and image	Image	Dimension of the image	PSNR value of the Proposed Method
Image [1]		128 × 128	89.243
		256 × 256	83.033
		512 × 512	78.223
		1024 × 1024	73.143
Image [2]		128 × 128	90.223
		256 × 256	89.113
		512 × 512	87.544
		1024 × 1024	79.043
Image [3]		128 × 128	80.022
		256 × 256	79.042
		512 × 512	75.043
		1024 × 1024	70.013
Image [4]		128 × 128	87.033
		256 × 256	85.941
		512 × 512	80.412
		1024 × 1024	77.643
Image [5]		128 × 128	87.033
		256 × 256	84.941
		512 × 512	80.412
		1024 × 1024	77.643
Image [6]		128 × 128	86.033
		256 × 256	85.941
		512 × 512	81.412
		1024 × 1024	76.643




FIGURE 11. Datasets of the Gray-scale Images.

TABLE 8. PSNR metric results for the proposed method when using different Gray-scale images for embedding different sizes of the secret message.

Name and image	Image	Secret Message size	PSNR value of the Proposed Method
GS-[1]		6KB	83.209
		8KB	82.022
		10KB	77.223
		14KB	71.143
		16KB	79.143
GS-[2]		6KB	90.223
		8KB	88.113
		10KB	86.544
		14KB	80.043
		16KB	90.908
GS-[3]		6KB	81.112
		8KB	77.042
		10KB	77.043
		14KB	73.013
		16KB	77.098
GS-[4]		6KB	89.033
		8KB	87.961
		10KB	81.812
		14KB	79.643
		16KB	77.890
GS-[5]		6KB	90.033
		8KB	84.941
		10KB	80.412
		14KB	79.643
		16KB	78.678
GS-[6]		6KB	86.033
		8KB	85.941
		10KB	81.412
		14KB	77.622
		16KB	77.099

which is based on the PSNR metric and the attained results are shown in Table 10. The experimental results prove the improvement of the proposed method with a high PSNR metric values, which are displayed in Table 10.

The suggested approach is critically analyzed based on different perspectives which is discussed one by one in details. In perspective 4, the proposed method is critically analyzed on three different types of images such as Gray-scale, texture,




FIGURE 12. Datasets of the Texture Images.

TABLE 9. Different texture images are used for embedding different sizes of the secret message.

Name and image	Image	Secret Message size	PSNR value of the Proposed Method
TexImg-[1]		6KB	79.209
		8KB	77.033
		10KB	73.223
		14KB	71.199
		16KB	69.143
TexImg-[2]		6KB	89.223
		8KB	87.113
		10KB	86.544
		14KB	80.043
		16KB	76.908
TexImg-[3]		6KB	80.112
		8KB	75.042
		10KB	72.043
		14KB	70.013
		16KB	69.098
TexImg-[4]		6KB	89.033
		8KB	80.961
		10KB	79.812
		14KB	79.643
		16KB	77.890
TexImg-[6]		6KB	90.314
		8KB	84.941
		10KB	80.123
		14KB	79.85
		16KB	77.678
TexImg-[9]		6KB	88.033
		8KB	85.941
		10KB	82.412
		14KB	79.622
		16KB	77.0875

and aerial images. However, the experimental results prove the improvement and edge of the proposed method which is verified through high PSNR values. In addition, the results also prove the strengthening of the proposed method. Therefore, based on image quality assessment metrics (such as

MSE, RMSE, SSIM, NCC, Histogram analysis, (explanation is given in Table 10 and Table 11) the experimental influences of the proposed method according to the different perspectives (1, 2, 3, 4 as discussed above) are shown in Tables 12 – 15, correspondingly. Based on different






FIGURE 13. Datasets of the Aerial images.

TABLE 10. Aerial Images are used for embedding different sizes of the secret message with their PSNR metric values.

Name and image	Image	Secret message size	PSNR value of the Proposed Method
Aeri-Img-[1]		6KB	79.209
		8KB	77.033
		10KB	73.223
		14KB	71.199
		16KB	69.143
Aeri-Img-[2]		6KB	89.223
		8KB	87.113
		10KB	86.544
		14KB	80.043
		16KB	76.908
Aeri-Img-[3]		6KB	80.112
		8KB	75.042
		10KB	72.043
		14KB	70.013
		16KB	69.098
Aeri-Img-[4]		6KB	89.033
		8KB	80.961
		10KB	79.812
		14KB	79.643
		16KB	77.890
Aeri-Img-[7]		6KB	90.314
		8KB	84.941
		10KB	80.123
		14KB	79.85
		16KB	77.678
Aeri-Img-[9]		6KB	88.033
		8KB	85.941
		10KB	82.412
		14KB	79.622
		16KB	77.0875

perspectives using quality assessment metrics the investigatory and assessment findings and outcomes indicate the importance, dominance, and significance of the suggested method.

In next discussion, the proposed method is critically analyzed based on histogram analysis for perspective 4 such as RGB, Gray-scale, Texture, and Aerial Images which are given

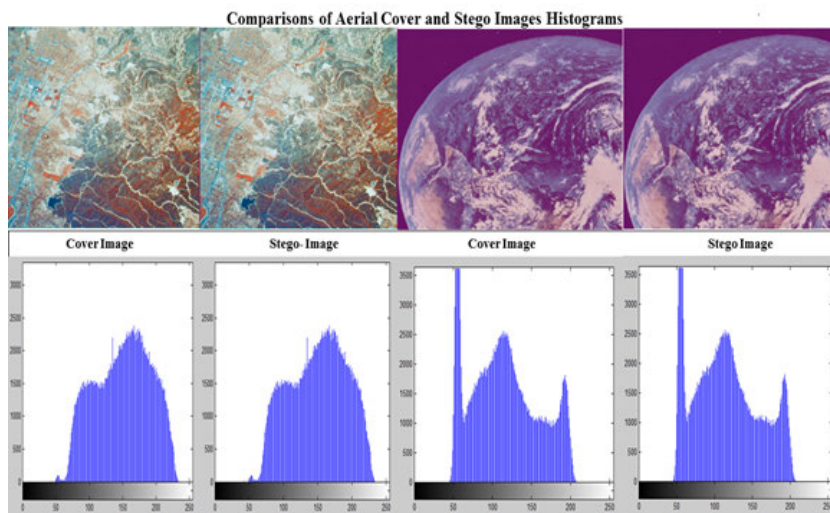
below in Figures 14 – 17, respectively. In summary, the whole results and experimental discussion show the superiority of the proposed method. Moreover, the proposed method is used for the LSB substitution, MLEA, Magic Matrix, and some flipping etc., concepts for embedding the secret message with in the image. For the motivation and importance of the proposed method, the approach was critically analyzed with

**TABLE 11. PSNR metric values for the proposed method according to perspective 1.**

Size of secret message in KB's	Name and Dimension 512 x 512								
	Image [1]	Image [2]	Image [3]	Image [4]	Image [5]	Image [6]	Image [7]	Image [8]	Image [9]
4	90.243	94.223	86.022	88.033	87.033	86.033	87.033	87.033	87.033
6	84.033	90.113	79.042	84.941	84.941	85.941	84.941	84.941	84.941
8	79.223	88.043	75.043	80.412	80.412	81.412	80.412	80.412	80.412
10	73.143	80.043	70.013	76.643	77.643	76.643	77.643	77.643	77.643
12	70.023	79.323	67.041	75.143	87.033	86.033	87.033	87.033	87.033
14	66.023	76.023	63.013	70.043	84.941	85.941	84.941	84.941	84.941
Average of 165 images of same dimension of the proposed method: 81.865									
PSNR: Peak Signal to Noise Ratio is basics parameter for determine the quality of the both stego and cover images. If the value of PSNR is greater than 30dB consider as a quality image. $10 \log_{10} \left( \frac{C_{max}^2}{MSE} \right)$									

**TABLE 12. IQAM results and analysis of the proposed method according to perspective 2.**

IQAM	Name, Dimension, and Secret message size. 512 x 512 and 16 KB								
	Image [1]	Image [2]	Image [3]	Image [4]	Image [5]	Image [6]	Image [7]	Image [8]	Image [9]
RMSE	0.025	0.021	0.125	0.022	0.012	0.022	0.112	0.012	0.023
MSE	0.021	0.111	0.021	0.111	0.122	0.011	0.111	0.001	0.001
NCC	0.989	0.999	1	0.999	0.988	0.899	1	0.989	0.999
SSIM	1	0.999	0.999	0.999	1	0.999	1	1	1
Average of 165 images of same dimension of the proposed method: RMSE= 0.086, MSE =0.057, NCC= 0.985, SSIM=0.999									
IQAM Image Quality Assessment Metrics	The quality assessment metrics;								
	Peak Signal to Noise Ratio (PSNR) is the basic parameter for determining the quality of both stego and cover images.								
	If the PSNR value is greater than 30dB then the image is considered as a quality image. The given formula used for finding PSNR values.								
	Mean Square Error (MSE) is the contrast between cover and stego images and both are said to be equal if the MSE is equal to zero.								
	So MSE should be least possible to obtain a quality and robust image.								
	Root Mean Square Error (RMSE) is a peculiar disparity between cover and stego images.								
	It gives an improved a little bit inspection error in metric utilized as needed as a small numerical value.								
	Another IQAM which is used to examine how both cover and stego media is identical is Normalized Cross Correlation (NCC).								
	Both cover and stego images are said to be same if the value of the NCC is equal to 1, whereas if this value becomes 0, then it shows the absolute difference between both images.								
	Another important quality metric is used to decide the quality of both cover and stego images is Structural Similarity Index (SSIM). It is used in three parts and these parts decide the quality of the image if the value equals to 1. If the value of all segments is less than 1 then it shows the difference between both images. The three parts of SSIM are Luminance, Contrast, and Structural. Formulas for each is given.								
$MSE = \frac{1}{MN} \sum_{x=1}^M \sum_{y=1}^N (S_{xy} - C_{xy})^2$ $RMSE = \sqrt{\frac{1}{N} \sum_{x=1}^N (S_{xy} - C_{xy})^2}$ $NCC = \frac{\sum_{y=1}^N S(x,y)^2}{\sum_{x=1}^M \sum_{y=1}^N S(x,y) * C(x,y)}$ $SSIM(X, Y) = \frac{(2\mu_x\mu_y + C_1)(2\sigma_{xy} + C_2)^2}{(\mu_x^2 + \mu_y^2 + C_1)(\sigma_x^2 + \sigma_y^2 + C_2)} \sum_{x=1}^M \sum_{y=1}^N (S(x, y) * C(x, y)) \sum_{x=1}^M \sum_{y=1}^N S(x, y)$									



**FIGURE 14. Aerial, Cover, and Stego Images and their Histograms.**

**TABLE 13. IQAM results and analysis of the proposed method according to perspective 3.**

Name and image	Size of Message to be embedded	Different dimension images	MSE	RMSE	SSIM	NCC
Image [1]	16 KB's	128 x 128	0.111	0.225	1	1
		256 x 256	0	0	0.999	0.999
		512 x 512	0.111	0.212	1	0.999
		1024 x 1024	0	0	1	1
		Average:	0.041	0.43	1.000	1.000
Image [2]	16 KB's	128 x 128	0.121	0.115	1	0.999
		256 x 256	0.021	0.025	0.999	0.999
		512 x 512	0.022	0.032	0.999	0.999
		1024 x 1024	0.021	0.021	0.989	1
		Average:	0.999	0.999	0.999	0.999
Image [3]	16 KB's	128 x 128	0.011	0.025	1	0.999
		256 x 256	0.112	0	0.999	1
		512 x 512	0.011	0	1	0.999
		1024 x 1024	0.012	0.001	0.999	0.999
		Average:	0.121	0.001	1	0.999
Image [4]	16 KB's	128 x 128	0.021	0.001	0.999	0.999
		256 x 256	0	0.021	1	1
		512 x 512	0.010	0	1	0.999
		1024 x 1024	0	0.012	0.999	1
		Average:	0.009	0.000	1	1
Image [5]	16 KB's	128 x 128	0.021	0.011	0.999	0.999
		256 x 256	0.001	0.100	1	1
		512 x 512	0	0.111	0.999	0.999
		1024 x 1024	0.011	0.001	1	0.999
		Average:	0.011	0.010	1	0.999
Average of 150 images of different dimensions			0.001	0.000	1	0.999

**TABLE 14. IQAM results and analysis of the proposed method according to perspective 3 for Texture Images.**

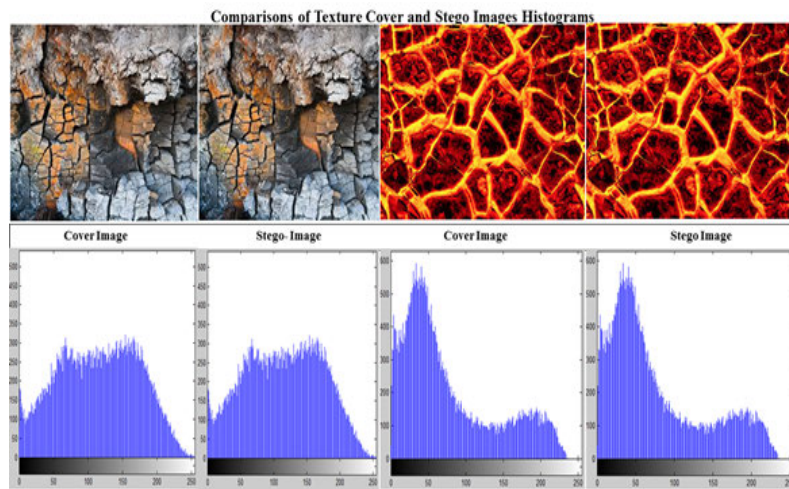
Name and image	Size of Message to be embedded	Different dimension images	MSE	RMSE	SSIM	NCC
Image [1]	16 KB's	128 x 128	0	0	1	1
		256 x 256	0.111	0.023	0.999	1
		512 x 512	0	0	0.100	0.099
		1024 x 1024	0.121	0.023	0.999	0.999
Image [2]	16 KB's	128 x 128	0.010	0.021	1	0.991
		256 x 256	0.021	0	1	1
		512 x 512	0	0.012	1	0.999
		1024 x 1024	0.021	0.100	0.999	0.999
Image [3]	16 KB's	128 x 128	0.121	0.001	0.999	0.999
		256 x 256	0.021	0	0.999	0
		512 x 512	0	0	1	0.999
		1024 x 1024	0.010	0	1	0.900
Average of 150 images of different dimensions			0.002	0.003	0.999	0.999

**TABLE 15. IQAM results and analysis of the proposed method according to perspective 3 for Aerial Images.**

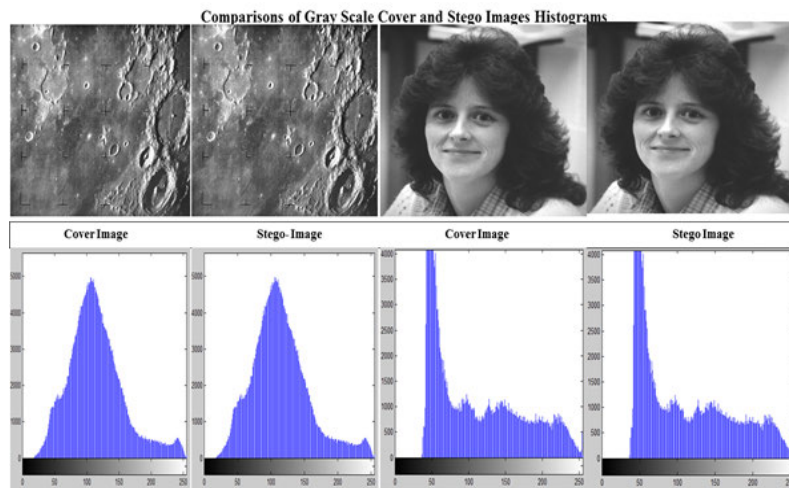
Name and image	Size of Message to be embedded	Different dimension images	MSE	RMSE	SSIM	NCC
Image [1]	16 KB's	128 x 128	0	0.010	0.999	1
		256 x 256	0.010	0.000	1	0.999
		512 x 512	0	0	1	1
		1024 x 1024	0.011	0.010	0.999	0.999
Image [2]	16 KB's	128 x 128	0.021	0	1	0.999
		256 x 256	0.012	0.010	0.999	0.999
		512 x 512	0.011	0.010	1	1
		1024 x 1024	0.021	0	0.999	0.999
Image [3]	16 KB's	128 x 128	0.021	0	0.999	0.998
		256 x 256	0.021	0	0.999	0.998
		512 x 512	0.000	0	1	1
		1024 x 1024	0.021	0	0.999	0.999
Average of 150 images of different dimensions			0.001	0.010	1	1

**TABLE 16.** IQAM results and analysis of the proposed method according to perspective 3 for Gray-scale Images.

Name and image	Size of Message to be embedded	Different dimension images	MSE	RMSE	SSIM	NCC
Image [1]	16 KB's	128 x 128	0	0	1	1
		256 x 256	0.011	0.010	0.999	0.999
		512 x 512	0	0	0.999	1
		1024 x 1024	0.021	0.001	1	0.999
Image [2]	16 KB's	128 x 128	0.000	0.001	0.999	0.999
		256 x 256	0.021	0.011	1	1
		512 x 512	0	0	0.999	1
		1024 x 1024	0	0	1	0.999
Image [3]	16 KB's	128 x 128	0.000	0	0.999	0.999
		256 x 256	0	0.001	1	1
		512 x 512	0	0	0.999	1
		1024 x 1024	0.001	0	0.999	1
Average of 150 images of different dimensions			0.001	0.001	0.999	1



**FIGURE 15.** Texture, Cover, and Stego Images and their Histograms.



**FIGURE 16.** Gray-scale, Cover, and Stego Images and their Histograms.

different perspectives by selecting either: (i) different dimension's images with same size message; or (ii) either different size of messages with same dimension of the same image in terms of payload, imperceptibility, robustness etc. In addition,

the proposed method also used different datasets of different types images such as texture, gray-scale, and aerial images for showing the dominance of the research work. The proposed method also used different quality assessment metrics for

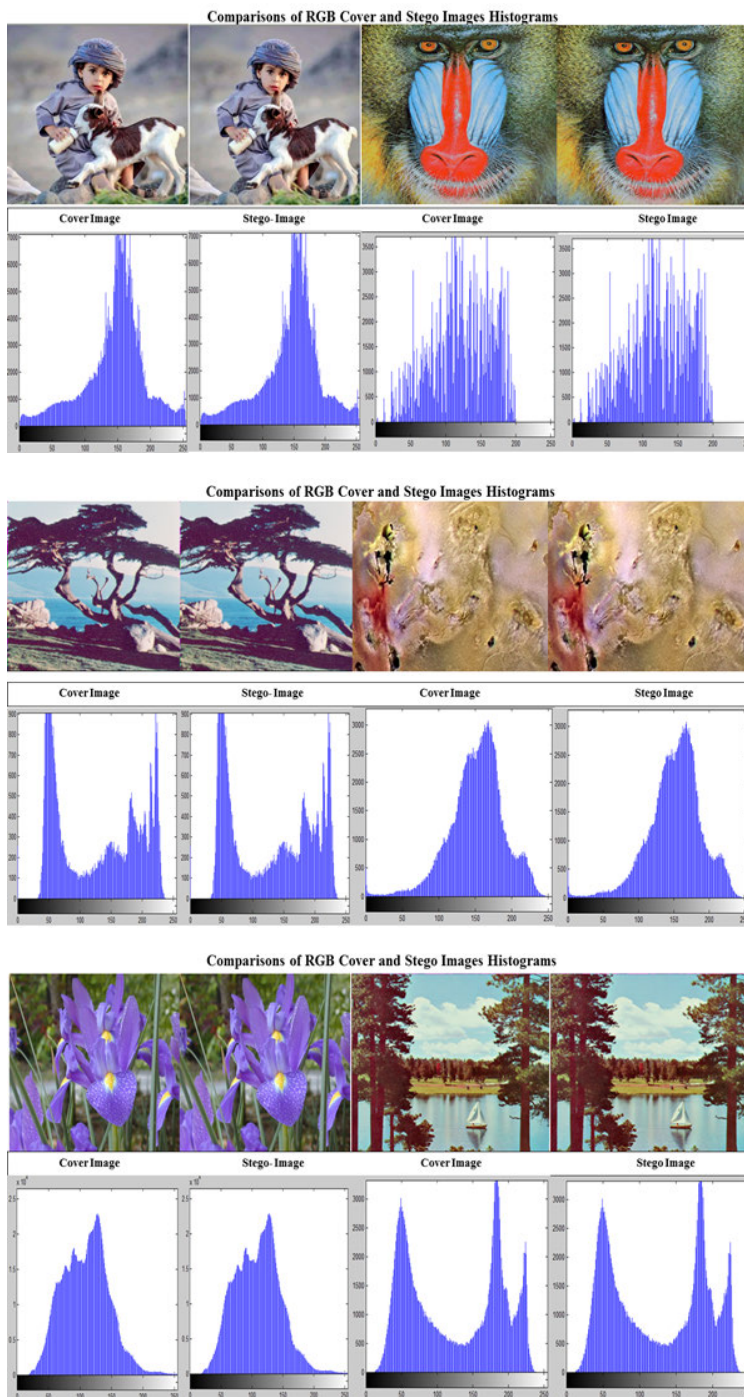


FIGURE 17. RGB, Cover, and Stego Images and their Histograms.

critically analysis. However, the details empirical results of the proposed method shows the efficiency and effectiveness of the research work.

**V. CONCLUSION AND FUTURE WORK**

The Novel Least Significant Bit Technique (NLSBT) is a novel, enhanced, and improved algorithm that gives a superior security using the Magic Matrix and MLEA and, furthermore, expels the reiteration of the most normal letters. As, the proposed method is better than other approaches which

was experimentally assessed by different perspectives and the results prove the importance and significance of the suggested technique. In fact, the suggested approach allows for some morally conscious people to safely negotiate the internal actions. This procedure gives some exceptionally helpful and commercially significant capacities in this advanced era. In this procedure, to insert a secret message in a file, responsibility for property can later be attested and/or to guarantee the reliability of the element. It is similarly relevant to private correspondence and confidential information storing,

assurance of information alteration, access control framework for advanced digital content distribution, and media data set frameworks. The proposed method also gives us an expected ability to conceal the presence of private information, and therefore hardness of identifying the secret message and information.

The uses of steganography are that it clearly tends to be used to send secret messages to an interlocutor, or co-schemer. It can also be used to move delicate information from sender to receiver to such an extent that the exchange of the information is obscure. Furthermore, the method can also be used in network topologies and related scenarios. This is generally helpful for the mysterious messages of botnets and different frameworks under a software engineer's impact. Because of some procedural packets being essentially exceptionally normal, it could likewise be utilized in more dark and to the start and endpoint of information, and regularly undetected. Finally, it could have the option to withstand more noteworthy everyday hardship. In the future, we will consider these issues and will implement the suggested method in these areas. We will also use other methods to improve the applicability of the proposed method. We also intend to develop some Machine Learning (ML, unsupervised learning) and deep learning architectures for selecting appropriate message size for suitable image types.

## ACKNOWLEDGMENT

The implementation code of the proposed method will be provided for a research purpose if requested from the principal author through email.

## REFERENCES

- U. A. M. E. Ali, E. Ali, M. Sohrawordi, and M. N. Sultan, "A LSB based image steganography using random pixel and bit selection for high payload," *Int. J. Math. Sci. Comput.*, vol. 7, no. 3, pp. 24–31, 2021. [Online]. Available: <http://www.mecs-press.net/ijmsc/ijmsc-v7-n3/IJMSC-V7-N3-3.pdf>, doi: [10.5815/ijmsc.2021.03.03](https://doi.org/10.5815/ijmsc.2021.03.03).
- L. Almazaydeh, "Secure RGB image steganography based on modified LSB substitution," *Int. J. Embedded Syst.*, vol. 12, no. 4, pp. 453–457, 2020.
- F. Q. A. Alyousuf, R. Din, and A. J. Qasim, "Analysis review on spatial and transform domain technique in digital steganography," *Bull. Electr. Eng. Informat.*, vol. 9, no. 2, pp. 573–581, Apr. 2020.
- R. J. Anderson and F. A. P. Petitcolas, "On the limits of steganography," *IEEE J. Sel. Areas Commun.*, vol. 16, no. 4, pp. 474–481, May 1998.
- A. S. Ansari, M. S. Mohammadi, and M. T. Parvez, "A comparative study of recent steganography techniques for multiple image formats," *Int. J. Comput. Netw. Inf. Secur.*, vol. 11, no. 1, pp. 11–25, Jan. 2019.
- E. Z. Astuti, D. R. I. M. Setiadi, E. H. Rachmawanto, C. A. Sari, and M. K. Sarker, "LSB-based bit flipping methods for color image steganography," *J. Phys., Conf. Ser.*, vol. 1501, no. 1, Mar. 2020, Art. no. 012019.
- M. Bachrach and F. Y. Shih, "Survey of image steganography and steganalysis," in *Multimedia Security*, 1st ed., F. Y. Shih, Ed. CRC Press, 2017, pp. 201–214, doi: [10.1201/b12697-11](https://doi.org/10.1201/b12697-11).
- M. M. Bartere and H. R. Deshmukh, "Study of data hiding mechanism using virtual key replacement method," in *Proc. Int. Conf. Inventive Comput. Informat. (ICICI)*, Nov. 2017, pp. 1006–1010.
- R. Chandramouli and N. Memon, "Analysis of LSB based image steganography techniques," in *Proc. Int. Conf. Image Process.*, vol. 3, 2001, pp. 1019–1022.
- K. Chen, H. Che, M.-F. Leung, and Y. Wang, "An improved superpixel-based fuzzy C-means method for complex picture segmentation tasks," in *Proc. 14th Int. Conf. Adv. Comput. Intell. (ICACI)*, Jul. 2022, pp. 231–238.
- C. Dai, H. Che, and M.-F. Leung, "A neurodynamic optimization approach for  $L_1$  minimization with application to compressed image reconstruction," *Int. J. Artif. Intell. Tools*, vol. 30, no. 1, Feb. 2021, Art. no. 2140007.
- I. Diop, S. M. Farss, K. Tall, P. A. Fall, M. L. Diouf, and A. K. Diop, "Adaptive steganography scheme based on LDPC codes," in *Proc. 16th Int. Conf. Adv. Commun. Technol.*, Feb. 2014, pp. 162–166.
- M. M. Emam, A. A. Aly, and F. A. Omara, "An improved image steganography method based on LSB technique with random pixel selection," *Int. J. Adv. Comput. Sci. Appl.*, vol. 7, no. 3, p. 361, 2016.
- N. F. Johnson and S. Jajodia, "Exploring steganography: Seeing the unseen," *Computer*, vol. 31, no. 2, pp. 26–34, Feb. 1998.
- I. J. Kadhim, P. Premaratne, P. J. Vial, and B. Hallorana, "Comprehensive survey of image steganography: Techniques, evaluations, and trends in future research," *Neurocomputing*, vol. 335, pp. 299–326, Mar. 2019.
- M. Kalita, T. Tuithung, and S. Majumder, "An adaptive color image steganography method using adjacent pixel value differencing and LSB substitution technique," *Cryptologia*, vol. 43, no. 5, pp. 414–437, Sep. 2019.
- S. Kaur, S. Bansal, and R. K. Bansal, "Image steganography for securing secret data using hybrid hiding model," *Multimedia Tools Appl.*, vol. 80, no. 5, pp. 7749–7769, Feb. 2021.
- J. Kour and D. Verma, "Steganography techniques—A review paper," *Int. J. Emerg. Res. Manag. Technol.*, vol. 3, no. 5, pp. 132–135, 2014.
- Y.-K. Lee and L.-H. Chen, "High capacity image steganographic model," *IEE Proc., Vis., Image Signal Process.*, vol. 147, no. 3, pp. 288–294, 2000.
- G. Maji, S. Mandal, N. C. Debnath, and S. Sen, "Pixel value difference based image steganography with one time pad encryption," in *Proc. IEEE 17th Int. Conf. Ind. Informat. (INDIN)*, Jul. 2019, pp. 1358–1363.
- M. M. Msallam, "A development of least significant bit steganography technique," *Iraqi J. Comput., Commun., Control Syst. Eng.*, vol. 20, no. 1, pp. 31–39, 2020.
- K. Muhammad, J. Ahmad, H. Farman, Z. Jan, M. Sajjad, and S. W. Baik, "A secure method for color image steganography using gray-level modification and multi-level encryption," *KSII Trans. Internet Inf. Syst.*, vol. 9, no. 5, pp. 1938–1962, 2015.
- K. Muhammad, J. Ahmad, N. U. Rehman, Z. Jan, and R. J. Qureshi, "A secure cyclic steganographic technique for color images using randomization," 2015, *arXiv:1502.07808*.
- A. Rahman, H. Ali, N. Badshah, L. Rada, A. A. Khan, H. Hussain, M. Zakarya, A. Ahmed, I. U. Rahman, M. Raza, and M. Haleem, "A selective segmentation model using dual-level set functions and local spatial distance," *IEEE Access*, vol. 10, pp. 22344–22358, 2022.
- S. Rustad, D. R. I. M. Setiadi, A. Syukur, and P. N. Andono, "Inverted LSB image steganography using adaptive pattern to improve imperceptibility," *J. King Saud Univ., Comput. Inf. Sci.*, vol. 34, no. 6, pp. 3559–3568, Jun. 2022.
- G. Swain and A. Sahu, "A novel multi stego-image based data hiding method for gray scale image," *Pertanika J. Sci. Technol.*, vol. 27, no. 2, pp. 753–768, May 2019.
- K. U. Singh, "A survey on image steganography techniques," *Int. J. Comput. Appl.*, vol. 97, no. 18, pp. 10–20, Jul. 2014.
- N. Singh, "High PSNR based image steganography," *Int. J. Adv. Eng. Res. Sci.*, vol. 6, no. 1, pp. 109–115, 2019.
- G. L. Smitha and E. Baburaj, "A survey on image steganography based on block-based edge adaptive based on least significant bit matched revisited (LSBMR) algorithm," in *Proc. Int. Conf. Control, Instrum., Commun. Comput. Technol. (ICCICCT)*, Dec. 2016, pp. 132–139.
- S. Solak, "High embedding capacity data hiding technique based on EMSD and LSB substitution algorithms," *IEEE Access*, vol. 8, pp. 166513–166524, 2020.
- M. Sutaone and M. Khandare, "Image based steganography using LSB insertion technique," in *Proc. IET Int. Conf. Wireless, Mobile Multimedia Netw. Edison*, NJ, USA: IET, 2008, pp. 146–151.
- K. Thangadurai and G. Sudha Devi, "An analysis of LSB based image steganography techniques," in *Proc. Int. Conf. Comput. Commun. Informat.*, Jan. 2014, pp. 1–4.
- J. Wang, M. Cheng, P. Wu, and B. Chen, "A survey on digital image steganography," *J. Inf. Hiding Privacy Protection*, vol. 1, no. 2, p. 87, 2019.
- A. G. Weber. (2006). *The USC-SIPI Image Database: Version 5*. [Online]. Available: <http://sipi.usc.edu/database/>
- X. Zhang and S. Wang, "Efficient steganographic embedding by exploiting modification direction," *IEEE Commun. Lett.*, vol. 10, no. 11, pp. 781–783, Nov. 2006.



**SHAHID RAHMAN** received the bachelor's degree in mathematics, physics, and computer science from the University of Swat, Khyber Pakhtunkhwa, Pakistan, the M.S. degree in computer science from Abasyn University Peshawar (AUP), and the M.Sc. degree in computer science from Islamia College University, Peshawar. He is currently pursuing the Ph.D. degree in computer science with the Qurtuba University of Science and Information Technology, Peshawar. He is also working as a Lecturer with the Department of Computer Science, University of Buner, Khyber Pakhtunkhwa. He has over eight years of experience in academia and research. He has published several research papers in leading journals and conferences. His current research interests include software engineering, cryptography, steganalysis and steganography, computer vision, machine learning, and deep learning.



**HAMEED HUSSAIN** received the bachelor's degree in information technology from Gomal University, Dera Ismail Khan, Pakistan, in 2007, and the M.S. and Ph.D. degrees in computer science from the COMSATS Institute of Information Technology (CIIT), Pakistan, in 2009 and 2017, respectively. He is an Active Researcher. He is the author of several international publications. His research interests include optimization, machine learning, fog and edge computing, real-time systems, resource allocation, and load balancing in high-performance computing.



**JAMAL UDDIN** was born in Mardan, Khyber Pakhtunkhwa, Pakistan. He received the M.Sc. degree from the University of Peshawar, Pakistan, in 2005, the M.Phil. degree from HITEC University, Taxila, Pakistan, in 2013, and the Ph.D. degree in information technology with specialization in data mining, software engineering, artificial intelligence, and machine learning from the Faculty of Computer Science and Information Technology, Universiti Tun Hussein Onn Malaysia (UTHM), in 2017. He was with the teaching profession at various national (HITEC Taxila, Ghandahara Institute of Technology Peshawar, and Professional College of Commerce Peshawar) and foreign institutions (PSS Sana'a Pakistan Embassy Yemen, UTHM Johor Malaysia), from 2008 to 2017. He has been working as an Assistant Professor and the Director ORIC of the Qurtuba University of Science and IT, Peshawar, Pakistan, since September 2017. He has published in reputed computer science journal articles, book chapters, and conference proceedings, and he is also a reviewer of different research journals. Total 19 of his M.S. students are graduated and he is also supervising several M.S. and Ph.D. national and international scholars. His research interests include clustering, rough set theory, classification, prediction, categorical data, and fractional order ODE's/PDE's. He is also an Assistant Editor of HEC Category Y Science Journal *The Sciencetech*.



**AYAZ ALI KHAN** received the Ph.D. degree in computer science from Abdul Wali Khan University, Pakistan. He is currently an Assistant Professor with the Department of Computer Science, University of Lakki Marwat, Pakistan. He has deep understanding of the theoretical computer science and data analysis. Furthermore, he also owns deep understanding of various statistical techniques which are, largely, used in applied research. His research has appeared in several international conferences, journals, and transactions of repute. His research interests include cloud computing, mobile edge clouds, the Internet of Things (IoT), performance, energy efficiency, algorithms, and resource management.



**HABIB ULLAH KHAN** received the Ph.D. degree in management information system area from Leeds Beckett University, U.K. He is currently working as a Professor of information systems with the Department of Accounting and Information Systems, College of Business and Economics, Qatar University. Academic experience-wise, he was associated with many leading universities of Gulf, USA, and Europe. Overall he has more than 21 years of working and research experience in different multinational companies (on different managerial positions), and reputed educational institutions in U.K., USA, Oman, United Arab Emirates, Saudi Arabia, and Qatar. During his past experience, he was an excellent team player and leader; his diversified experience helped him to manage multicultural students and the workforce in educational institutions. He has a strong skill set in managing undergraduate and graduate-level teaching of MIS and general management courses at the university level. The ability to analyze complex management procedures and extensive knowledge in information systems helped him to meet the challenge of remaining current with new and developing technology, and its applications in the management functions. He successfully demonstrated his skills in information management, client relations, training, and communication in a high-pressure environment with a successful management experience in the Gulf Region.



**MUHAMMAD ZAKARYA** (Senior Member, IEEE) received the Ph.D. degree in computer science from the University of Surrey, Guildford, U.K. He is currently a Lecturer with the Department of Computer Science, Abdul Wali Khan University Mardan (AWKUM), Pakistan. He is the Program Director of the iFuture: a leading research group at AWKUM which has research collaboration with the CLOUDS Laboratory, The University of Melbourne, Australia; and the IoT Laboratory, Cardiff University, U.K. He has deep understanding of the theoretical computer science and data analysis. Furthermore, he also owns deep understanding of various statistical techniques which are, largely, used in applied research. His research has appeared in several international conferences, journals, and transactions of repute. His research interests include cloud computing, mobile edge clouds, the Internet of Things (IoT), performance, energy efficiency, algorithms, and resource management. He is a TPC Member of few prestigious international conferences, including CCGrid, GECON, and UCC. He is also an Associate Editor of *IEEE Access*, *Journal of Cloud Computing* (Springer), and *Cluster Computing* (Springer). He is also a Guest Editor of *Cluster Computing* (Springer). He has been listed in the world's top 2% scientists list for 2020 and 2021.

...