

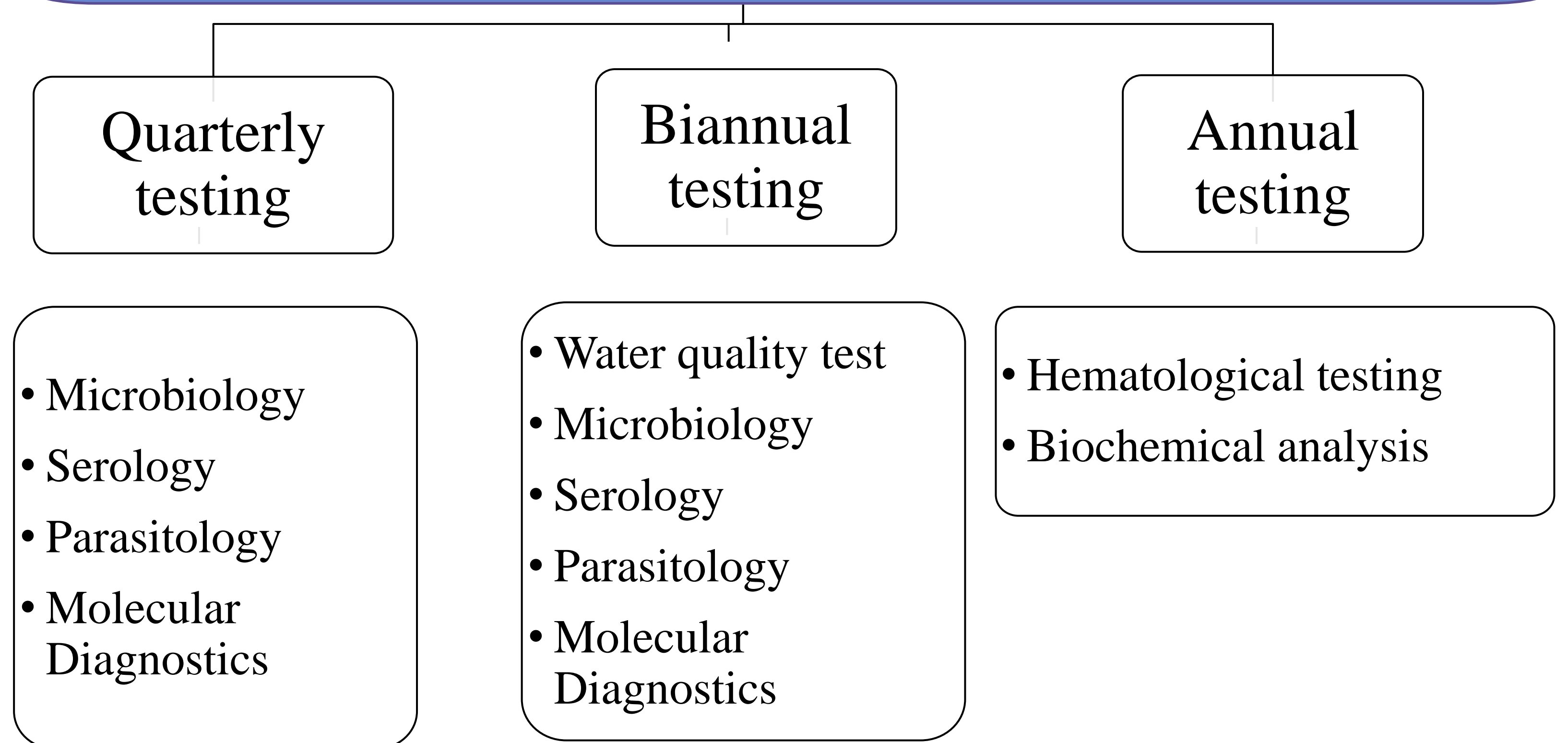
# Animal Health Monitoring Program (AHMP) of LARC

Muralitharan Shanmugakonar, Hamda Abujassoum, Imran Khan and Hamda Al Naemi  
Laboratory Animal Research Center, Qatar University, Qatar.

## INTRODUCTION

- ✓ Animal health monitoring is important to maintain the health of the animals used for research purpose.
- ✓ Maintaining healthy research animals is the prime requisite for best research outcomes.
- ✓ Health monitoring is performed as per the recommendation issued by the Federation of European Laboratory Animal Science Associations (FELASA).

## PROGRAM OVERVIEW



## METHODS

Our panel of protocols include serology, diagnostic microbiology, parasitology and molecular testing by PCR.

**a. Microbiological methods :** Microbiological testing of pathogens is routinely carried out using Ceceal & oral samples from sentinels, quarantine & breeding colonies of LARC.

**b. Serological methods :** Serum samples are collected from the animals and screened by ELISA method.


**c. Molecular diagnostics :** Real time PCR is used to detect the pathogens. DNA & RNA are extracted from various samples such as Blood, Fecal & Tissues and processed for the analysis

**d. Hematological Analysis :** Blood samples from the testing animal are checked for any blood abnormality using Hematology analyzer.

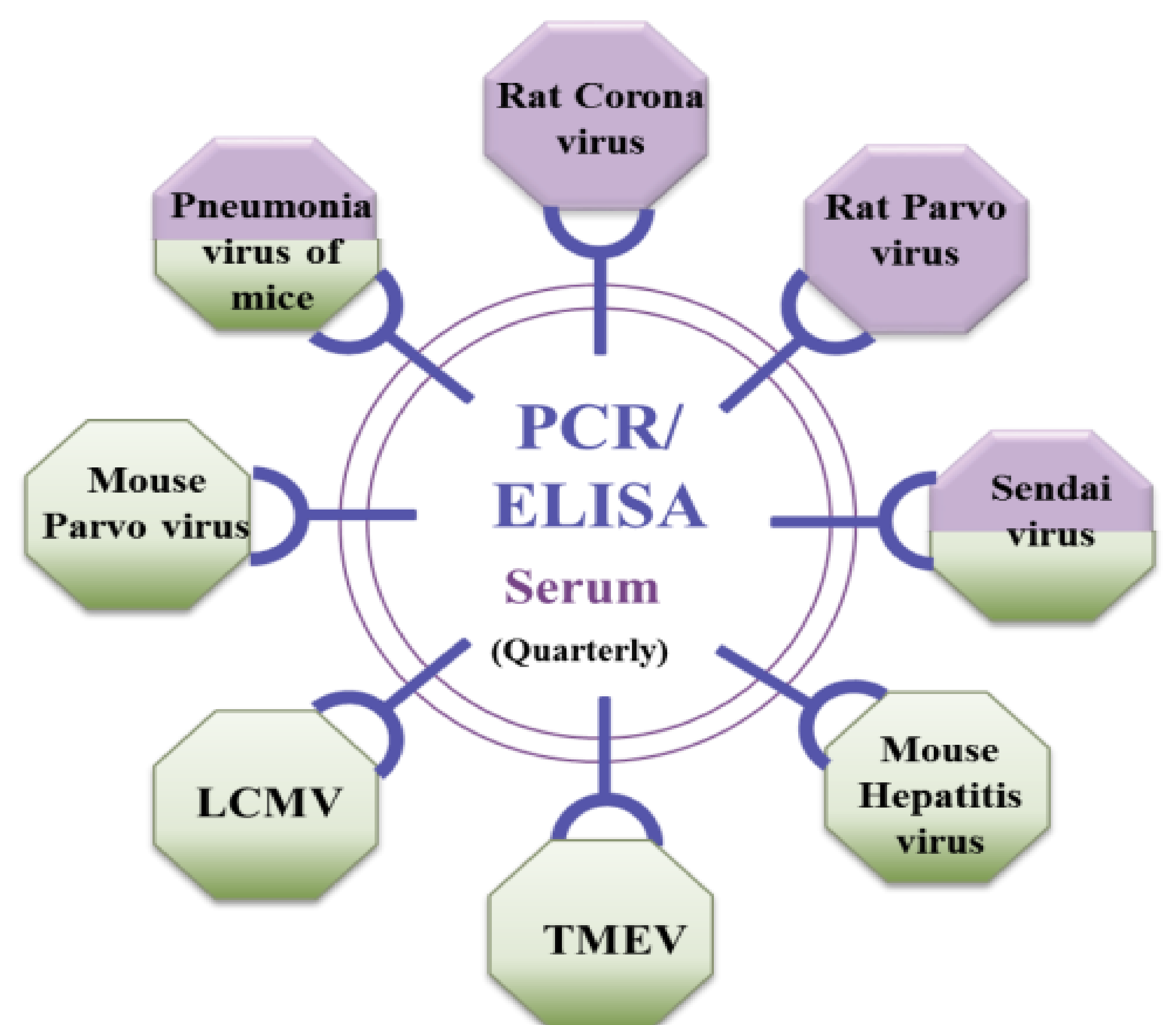
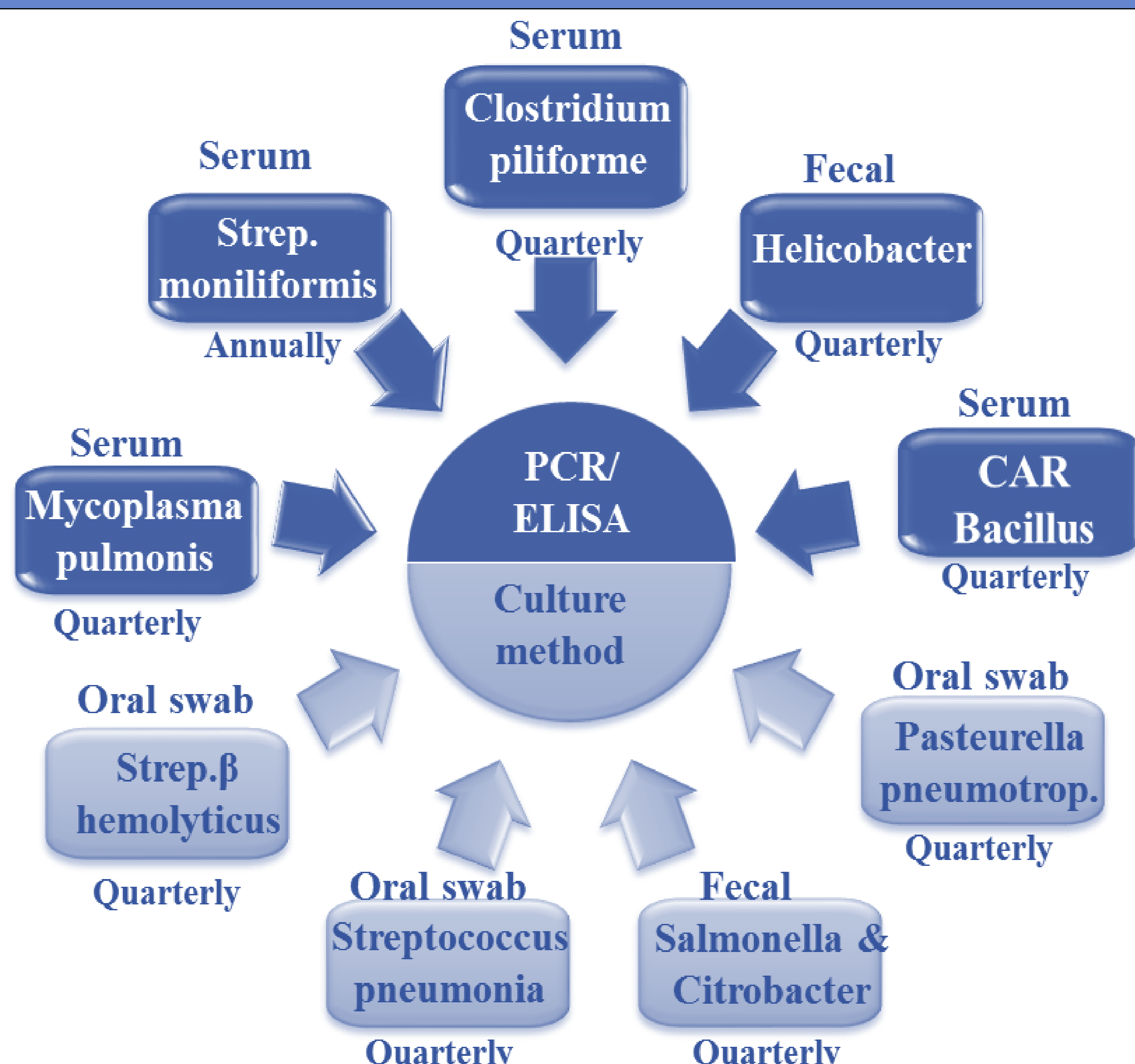
**e. Biochemical Analysis :** Biochemical testing of blood and Urine samples are routinely carried out by automated biochemistry Analyzer.

**f. Parasitology :** Testing animals are subjected for routine parasitological analysis. Fur samples are used for ecto parasitic identification, fecal pellet and anal smear for endo parasitic analysis.

**g. Histology :** Different tissues samples are collected, sectioned, stained & observed microscopically for any abnormality.



## MOUSE/RAT BACTERIAL & VIRAL AGENTS



Testing quality assured through standard operating procedure (SOPs) and validation of results from the international certified laboratories.