



Application note—A novel, low-cost pH-controlled solenoid-based CO₂ dosing device for microalgal and cyanobacterial cultivation systems

Shoyeb Khan^a, Probir Das^{a,*}, Mahmoud Thaher^a, Mohammed Abdulquadir^a, Mohamed Faisal^a, Alaa H. Hawari^c, Hareb Al-Jabri^{a,b}

^a Algal Technology Program, Center for Sustainable Development, College of Arts and Sciences, Qatar University, Doha, Qatar

^b Department of Biological and Environmental Sciences, College of Arts and Sciences, Qatar University, Doha, Qatar

^c Department of Civil and Environmental Engineering, Qatar University, Doha, Qatar

ARTICLE INFO

Editor: Stephen Symons

Keywords:

pH sensor
Arduino microcontroller
Cyanobacteria
Carbon dioxide
Cultivation

ABSTRACT

This application note proposes a novel, low-cost, pH-controlled solenoid-based CO₂ dosing device for microalgal and cyanobacterial cultivation systems. The device consists of an Arduino-Uno microcontroller, a (ph-4502c) module, a pH probe, a micro-SD card for data logging, and a relay-controlled solenoid valve. C functions are used to control, and data log the pH and operate the solenoid valve for CO₂ dosing in microalgal cultivation systems. With open-source programming, the device can be used for a wide range of applications in both industry and academia. The proposed device is flexible, customizable, and upgradable. This study aims to develop a low-cost pH-controlled, solenoid-based CO₂ dosing and data logging device and utilize it for pH control and CO₂ dosing in a 200 L outdoor raceway tanks utilized in cultivating and studying the growth of marine cyanobacterium *Geitlerinema* sp. and *Spirulina* sp.

1. Introduction

Climate change consistently poses a hazard to the ecosystem and environment. The average global temperature in 2020 has risen by 1.1 °C due to rising greenhouse gas emissions [18]. Carbon dioxide makes up the majority, or around 65 %, of the increased greenhouse gas effect [11,26]. Atmospheric CO₂ must be lowered to reduce the consequences of CO₂-induced climate changes [19]. Utilizing photosynthetic microorganisms for lowering CO₂ emissions is a potential strategy [21]. Like terrestrial plants, photosynthetic algae (i.e., cyanobacteria and microalgae) are capable of utilizing atmospheric CO₂ [22]. Instead of cultivating microalgae in fresh water, these photosynthetic microorganisms could also be cultivated in brackish and seawater, wastewater, and produced water [2,5]. Furthermore, cyanobacteria and microalgae can be cultivated at various temperatures on non-arable lands [6,7]. Microalgae and cyanobacteria require approximately 1.83 to 1.88 kg of atmospheric carbon dioxide to generate a kilogram (kg) of biomass with varying quantities of proteins, lipids, and carbohydrates [20,25]. Microalgae can be cultivated in open raceway ponds and photobioreactors.

The microalgal biomass productivity in photobioreactors and large-

scale open raceway ponds can be enhanced by thoroughly controlling the pH of the cultivation system [12]. CO₂ or bicarbonate is added to algal cultivation systems to enhance biomass concentrations and productivity. In these systems, CO₂ or bicarbonate typically exists in the inorganic forms of bicarbonate (HCO₃⁻), carbonate (CO₃²⁻), and carbonic acid (H₂CO₃). A specific pH regulation between 7.4 and 8.5 is required for the aforementioned inorganic forms to be used effectively by microalgae and cyanobacterial strains [12–14]. The pH of microalgal cultivation systems are currently controlled utilizing a proportional-integral (PI) coupled to a feedforward controller and pulse width modulation (PWM) or an on-off control loop methods [8,10,24]. Integral control pH systems may be too expensive. Similarly, utilizing on-off algorithmic pH systems could cause oscillations around the desired pH, increasing the need for CO₂ in the microalgal culture system and increasing costs [10].

The objective of this application note is to develop to make available for the first time a low-cost, solenoid-based Arduino micro-controlled pH regulating device for microalgal and cyanobacterial culture systems. The application note will additionally provide background information on the critical role of pH in the cultivation of algae (section 2.1) and the various types of pH controllers utilized for microalgae

* Corresponding author.

E-mail address: probir.das@qu.edu.qa (P. Das).

<https://doi.org/10.1016/j.atech.2023.100373>

Received 3 August 2023; Received in revised form 22 November 2023; Accepted 25 November 2023

Available online 27 November 2023

2772-3755/© 2023 The Authors. Published by Elsevier B.V. This is an open access article under the CC BY-NC-ND license (<http://creativecommons.org/licenses/by-nc-nd/4.0/>).

cultivation (section 2.2). Furthermore, introduction part of this application note also discusses the advantages and disadvantages of the existing pH-controlling devices. The developed pH-controlling device's source code (subsection 3.2.1 and 3.2.2), hardware, and comparative microalgae cultivation (section 3.1) are all described in the methodology (section 3), the hardware and source code can be upgraded and adjusted to meet the requirements of microalgae or cyanobacteria cultivation. The proposed device (section 4) is tested for controlling the pH of a cyanobacterium *Geitlerinema* sp. and *Spirulina* sp. in an outdoor 200 L raceway tank.

2. Background

2.1. The influence of pH regulation on the growth of microalgae and cyanobacteria

Several variables regulate algae growth, including pH, temperature, nutrients, and light. The growth of algae is significantly affected by the aforementioned parameters, particularly pH. In microalgae and cyanobacteria, the pH of the growth medium affects the uptake of organic and inorganic ions, nutrients, enzyme activity, and toxicity toward ammonia [27]. Additionally, any specific pH level in the algal production system can induce microalgae or cyanobacteria to flocculate or form big and small loosely grouped conglomerates, which can cause the culture to collapse or be contaminated by undesirable microalgal strains [15]. When cultivating microalgae or cyanobacteria in wastewater, pH is crucial. If the pH is not controlled and increases above 9, nitrogen in the form of ammonia may be lost by means of volatilization, and ammonia could be toxic to photosynthesis, and this could inhibit microalgal growth [10].

Acid-base titration type pH control devices can be useful for monitoring the growth and metabolites of microalgae and cyanobacteria in small-size indoor photobioreactors. As an alternative to acid and base solutions, pH buffers can be used in titration-based pH control systems. However, using acid, base, and organic buffers to adjust the pH of microalgal growth systems may have negative side effects or even be toxic to some algal strains [4]. The use of the titration type pH control system may be restricted to small-volume photobioreactors and may not be appropriate for large-scale culture systems like open raceway ponds (ORPs) and high-rate algal ponds (HRAPs).

In large-scale microalgal growing systems, the on/off type pH controlling system has considerably improved microalgal biomass productivity [10]. The on/off pH controller systems function on set point oscillations, and these oscillations may require the addition of extra CO₂, which could be expensive. In addition, extra CO₂ added to cultivation systems might escape into the atmosphere, acting as a greenhouse gas (GHG) and contributing to global warming [3]. Comparatively, some studies report that PI-controlled pH systems utilize less CO₂ than on/off pH control systems, while other studies claim that CO₂ use is increased [10]. Using multiple independent components, such as a controller, a personal computer (PC), communication circuits, and connectivity via wireless, renders the PI-based pH control system expensive and installation in indoor and outdoor production challenging [10].

2.2. Types of pH controllers utilized in the algal cultivation system

Presently, the types of pH controllers used in microalgal growing systems are 1) Titration acid-base type pH controller [9], 2) PI-feed forward-PWM pH controller [8], 3) on/off type pH controllers [24]. The two-point relay system used by the acid-base type pH controller has relays connected to acid and base pumps. The reservoirs for sodium hydroxide (NaOH) and hydrochloric acid (HCl) are linked to the acid and base pumps. The pH is controlled until the culture alters by 0.1. The relay is configured to start titrating 30 s after a 0.1 increase or decrease from the pH set point [9].

The universal asynchronous reception and transmission (UART) and

inter-integrated circuit (I2C) protocol-equipped myRIO controller and a pH sensor kit with a UART and I2C that transmits and receives pH data to myRIO controller make up the PI-feed forward-PWM pH system. The output of the myRIO controller is wired to a 12 V_s direct current (VDC) solenoid valve, which controls the CO₂ gas dosage in the microalgae raceway pond. The pH data was recorded using the LabVIEW program in.csv format. During microalgae growth, the pH readings were recorded every 30 s [10].

Another on/off type pH controller from the algae research Centre at Murdoch University is reported to have a triple phase shift (TPS) module; the data was transferred using USB and logged to a 20 mA powered data logger at every 30 s interval. For CO₂ dosing, a TPS controller module was connected to a 12 VDC solenoid valve similar to the aforementioned PI controller [10].

3. Methodology

3.1. Outdoor cultivation of *Geitlerinema* and *Spirulina* sp. in 200 L open raceway tanks

For this study, two locally isolated strains one marine —*Geitlerinema* sp., and brackish *Spirulina* sp. were selected. The isolated samples were taken from Qatar University Culture Collection of Cyanobacteria and Microalgae (QUCCCM). Colonies of *Geitlerinema* and *Spirulina* sp. were transferred from agar plates to a 250 mL Erlenmeyer flask that contained 100 mL of modified Guillard (3 x f/2) nutrients nutrient media in an Innova 44 shaker with light and temperature control. After that, 80–100 mL of microalgal cultures from the Erlenmeyer flasks were transferred to 1 L photobioreactors (PBRs), where they were grown for 7 days in the same trace metal concentrations as recommended in the f/2 medium with 26 mg/L urea and 5 mg/L mono sodium hydrogen phosphate as sources of nitrogen and phosphorus. 1 L of PBR culture was transferred to a 10 L plastic PBR with a 20 cm diameter after seven days. For each strain, three plastic PBRs were utilized. White fluorescent light at a density of 500 mE/m²/s was used to illuminate the 10 L plastic PBRs. The PBRs were sparged with air using an air stone that had a flow rate of 0.5 L/L/min. The subsequent stage required transferring 20 L of each microalgal strain grown in PBRs to 1 sq. m. open raceway tanks with a working capacity of 200 L.

The salinities for *Geitlerinema* and *Spirulina* sp. were maintained at 40 and 5 ppt (parts per thousand). The evaporated water loss in the 200 L raceway tank was compensated by adding freshwater. *Geitlerinema* sp. was grown in two 200 L open raceway tanks: one was utilized as a control (no CO₂ addition), and the other was given a CO₂ dose using a solenoid-based pH dosing device. However, *Spirulina* sp. was cultivated in three 200 L tanks: one was left as a control (i.e., without CO₂ and bicarbonate), the second tank had pH-based CO₂ dosing using the developed Arduino microcontroller, and the third tank contained 2.0 g/L sodium bicarbonate as a carbon source. To determine the biomass growth as (g/L) of the selected strains, 50 mL samples were taken daily from each of the 200 L open raceway tanks containing *Geitlerinema* and *Spirulina* sp.

3.2. Hardware and software development

3.2.1. pH module, relay-controlled solenoid valve, and arduino microcontroller

The pH controlling device (Fig. 1), comprises of a pH(4502C) module, capable of detecting pH ranging from 0 to 14, and a temperature working range of 10 to 50 °C, the working voltage is 5 V, and the output is an analog pin (A2) voltage signal.

As shown in Fig. 1, the analog PO pin of the pH(4502C) module is connected to pin A2 of the Arduino microcontroller. The Arduino's pin 10 is connected to the relay pin that controls the solenoid valve. The pH is calculated as voltage and can be modified in the source code to trigger the opening or closing of the relay, which then opens or closes the




Fig. 1. Arduino-controlled pH measuring device with relay-controlled solenoid valve with microSD data logger.

solenoid valve. The pH reading minimum time option ranges from 0.1 s to any suitable time restriction setting. According to the needs of microalgal cultivation, the higher and lower pH values can be regulated. A microSD card module needs secure digital (SD) and serial peripheral interphase (SPI) libraries included in the source code for data logging. A microSD card module uses (SPI) to connect with a microcontroller. Data is logged in a.txt file created on the microSD card, which may then be later copied to Microsoft Excel for further data analysis and interpretation. The source code uploaded pH controlling device could be installed next to the culture system (see supplementary), and the pH monitoring probe could be kept directly in the microalgal raceway tank or photobioreactors. A 12 V AC to DC power adaptor can be used to power the device and connected to an arduino UNO microcontroller. The CO₂ injecting solenoid valve connected to the 5 V relay requires a 24 V AC to DC converter. The maximum working pressure for the CO₂ injecting solenoid valve is 5 bar. The solenoid valve opens and closes based on the HIGH and LOW signals it receives from the Arduino microcontroller-controlled 5 V single-channel relay module.

3.2.2. Source code for the pH controlling device

```
#include <Arduino.h>
#include <SPI.h>
#include <SD.h>
int pH = A2;
int samp = 5;
float dc_resol = 1024;
int relayswitch = 10;
const int chips = 2;
void setup()
{
  pinMode(10, OUTPUT);
  Serial.begin(9600);
  Serial.println("CF");
  Serial.begin(9600);
  while (!Serial) {}
}
Serial.print("Initialize");
if (!SD.begin(chips))
{
  Serial.println("CF");
  while (1);
}
```

```
Serial.println("sdinitiated.");
}
float ph (float pvolt) {
  return 7 + ((2.5 - pvolt) / 0.18);
}
void loop()
{
  int measures=0;
  for (int i = 0; i < samp; i++)
  {
    measures += analogRead(pH);
    delay(5);
  }
  float volt = 5 / dc_resol * measures/samp;
  Serial.print("pHval");
  Serial.println(ph(volt));
  delay(600000);
  if (ph(volt)>8.3)
  {
    digitalWrite(8,HIGH);
  }
  else if (ph(volt)<7.0)
  {
    digitalWrite(8,LOW);
  }String dataString = "pH";
  for (int AP = A0; AP < 3; AP++) {
    int sensor = analogRead(A2);
    dataString += String(ph(volt));
    if (AP > 2) {
      dataString += "(ph(volt))";
    }
  }
  File DF = SD.open("DFlog.txt", FILE_WRITE);
  if (DF) {
    DF.println(ph(volt));
    DF.close();
  } // print to the serial port too:
  Serial.println(ph(volt));
}
```

4. Results and discussion

4.1. Cultivation of *Geitlerinema sp*

The growth of *Geitlerinema sp.* in the control and a pH-based CO₂ injection conditions are shown in Fig. 2a. The final biomass density of the *Geitlerinema sp.* in the Arduino-based CO₂ injection culture system was 0.18 g/L higher than the control cultivation system, as shown in Fig. 2b. It is evident that the atmospheric diffusion of CO₂ is a limiting factor for high biomass yield – undermining the potential of microalgae based application. Therefore, a pH-controlled CO₂ dosing system, such as the one developed in this study, could increase the biomass yield while reducing CO₂ loss. Similar to the above, a further study found that *Geitlerinema sp.* biomass density at ambient CO₂ conditions could reach 0.802 g/L while it achieved 0.96 g/L in a CO₂ enhanced culture system, a 0.15 g/L difference in biomass density [1].

The device utilized in this work had been programmed to inject CO₂ if the pH was over 8.3 and to stop injecting CO₂ once the pH was below 7.0. The device was also capable of monitoring pH at intervals of 10 min (Fig. 2c), storing the results in a.txt file, and recording the data in real time, as shown in Fig. 2c. The pH of the *Geitlerinema sp.* cultivation system ranged from 7.7 to 8.7 on average during the 12 h of daylight, whereas it ranged from 6.6 to 7.9 on average during the early hours of the night. According to Fig. 2b, the device could only have injected CO₂ during the day because the pH increased over the setpoint of 8.3 pH for CO₂ injection, indicating greater photosynthetic development of marine cyanobacterium. The absence of CO₂ injection during the nighttime implies lower photosynthetic activity and lower biomass productivity. (Fig. 2c). The pH measurement was done using one point, and the injected CO₂ might have required some time to solubilize throughout the culture uniformly. For commercial microalgal biomass production, the cultivation system is expected to be several orders larger in size. The average value of multiple pH sensors, high concentrations of pulsed CO₂, or a combination of these strategies could minimize errors and better control the culture pH.

4.2. Cultivation of *Spirulina sp*

As shown in Fig. 3a, *Spirulina sp.* was cultivated in three 200 L tanks; Fig. 3b displays the biomass densities attained for all three tanks. The pH



Fig. 2a. Left - *Geitlerinema sp.* cultivation tank with CO₂ dosing device, Right - Control tank.

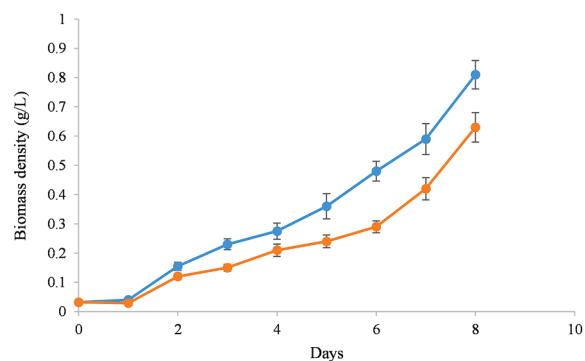


Fig. 2b. Growth comparison of *Geitlerinema sp.* cultivation in 200 L outdoor raceway tank.

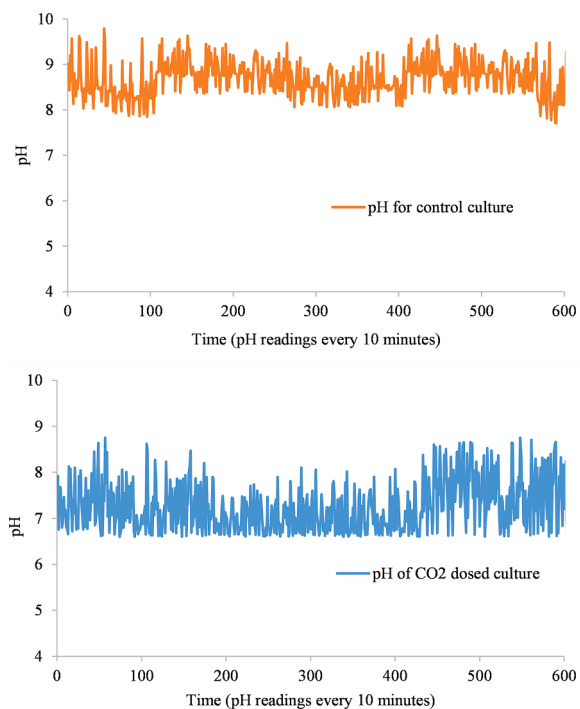


Fig. 2c. pH monitoring in 200 L *Geitlerinema sp.* cultivation system using pH-controlled solenoid-based CO₂ dosing device.

sensor was programmed to start injecting CO₂ when the pH value reached 8.3 and to cease when the pH reached 7.0. In Fig. 3c, the sensor readings recorded for 10 min are shown. Similar to *Geitlerinema sp.*, the biomass density for the pH-dosed *Spirulina* cultivation system was 0.17 g/L higher than that of the control culture and 0.07 g/L higher than sodium bicarbonate-added culture. For this study, a fixed amount of sodium bicarbonate (2 g/L) was added at the beginning of the experiment. Further optimization of sodium bicarbonate addition could have resulted better yield. Similar to this, another study found that carbon dioxide injection increased the growth of *Spirulina* when compared to a control system, or a cultivation system without CO₂ [23].

The maximum pH values recorded in the control and CO₂-dosed *Geitlerinema sp.* cultures were 9.79 and 8.75, respectively. The maximum pH values for the control and CO₂-dosed *Spirulina sp.* cultures were 9.6 and 9, respectively. Controlled CO₂ dosing increased dissolved CO₂ concentration in the culture – supporting higher biomass productivity.

Typically, sodium bicarbonate is used to grow *Spirulina sp.* commercially. For every ton of *Spirulina* biomass production, almost 2




Fig. 3a. *Spirulina* sp. cultivation in 200 L outdoor raceway tank, from left to right (Tank A) - pH controlled CO₂ dosing device, (Tank B) – Control.

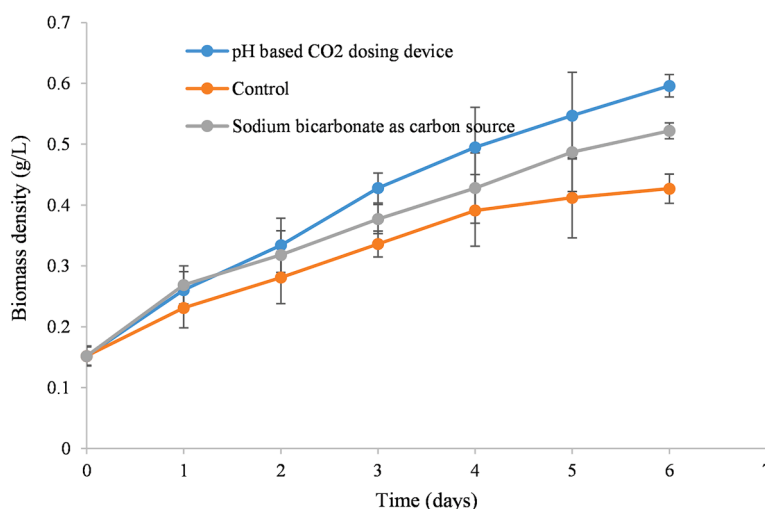


Fig. 3b. Growth comparison of *Spirulina* sp. cultivation in 200 L outdoor raceway tank.

ton of sodium bicarbonate is required [17]. The bulk price of sodium bicarbonate is approximately 400\$/ton; hence, almost 800\$ will be required for sodium bicarbonate alone to produce one ton of *Spirulina* biomass. Recently, Direct Air Capture (DAC) of carbon dioxide is being studied extensively to remove CO₂ from the atmosphere [16]. Captured CO₂ then could be utilized efficiently using an Arduino-based, pH-controlled, low-cost CO₂ dosing system. For any microalgae, an optimum culture pH range needs to be maintained for higher CO₂ utilization and more optimization would be needed for such Arduino-based pH-dosing system for efficient CO₂ utilization and enhanced biomass productivity.

5. Conclusion and future trends

This application note discusses a low-cost CO₂ injection-controlled solenoid pH-controlling device for microalgal cultivation systems. The proposed device does not need additional controllers, a PC, or expensive data-logging software like those discussed in this article. The proposed device could save data directly into Microsoft Excel or on a microSD card with just a little source code modification. In addition to managing pH for the growth of algae, the device might be used to control the pH of chemical and fermentation reaction processes. The study's source code can be modified, updated, and used to control the pH's range of values between 0 and 14. Furthermore, the solenoid function of the proposed device could be linked to CO₂ gas mass flow controllers to quantify the amount of CO₂ gas injection and determine algal CO₂ utilization efficiency. The implementation of a newly developed CO₂ dosing device could successfully improve the biomass densities of *Geitlerinema* and *Spirulina* sp grown in 200 L open raceway cultivation tanks. Therefore, the device could be a low-cost option for an efficient and sustainable CO₂

capture for various microalgal cultivation systems. The proposed device could be 3D printed and compacted as a modular unit for research labs, industry, and academia.

Ethics statement

Not applicable: This manuscript does not include human or animal research.

CRediT authorship contribution statement

Shoyeb Khan: Conceptualization, Data curation, Formal analysis, Investigation, Methodology, Software, Validation, Visualization, Writing – original draft. **Probir Das:** Conceptualization, Funding acquisition, Investigation, Methodology, Project administration, Resources, Supervision, Visualization, Writing – review & editing. **Mahmoud Thaher:** Data curation, Investigation, Resources, Validation, Writing – original draft. **Mohammed Abdulquadir:** Data curation, Investigation, Resources, Validation, Writing – original draft. **Mohamed Faisal:** Data curation, Investigation, Resources, Validation. **Alaa H. Hawari:** Supervision, Writing – review & editing. **Hareb Al-Jabri:** Resources, Supervision, Writing – review & editing.

Declaration of Competing Interest

The authors declare that they have no known competing financial interests or personal relationships that could have appeared to influence the work reported in this paper.

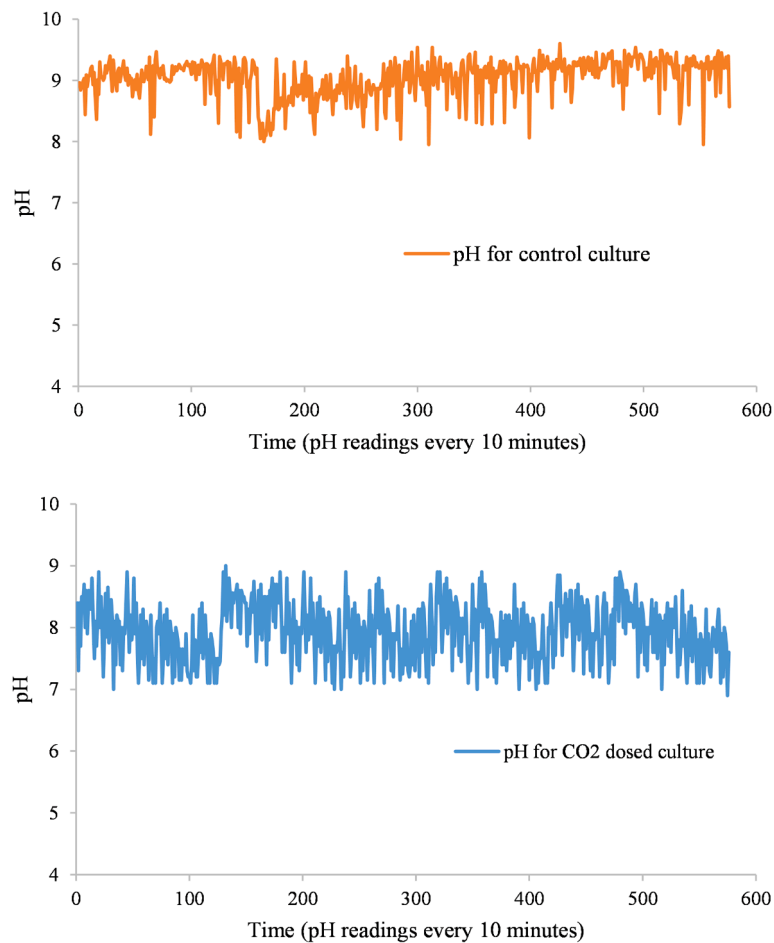


Fig. 3c. pH monitoring in 200 L *Spirulina* sp. cultivation system using pH-controlled solenoid-based CO₂ dosing device.

Data availability

Data will be made available on request.

Acknowledgment

The authors would like to acknowledge the support of the Qatar National Research Fund (QNRF, a member of Qatar Foundation) for providing the funding (under grants MME01-0910-190028) for this study.

Supplementary materials

Supplementary material associated with this article can be found, in the online version, at [doi:10.1016/j.atech.2023.100373](https://doi.org/10.1016/j.atech.2023.100373).

References

- [1] A. A Kenekar, Operational Strategies for Lab scale Horizontal Tubular Photobioreactor for Mitigation of CO₂ Using an Indigenous Thermophilic Microalgal Strain *Geitlerinema sulphureum*, *J. Pet. Environ. Biotechnol.* (2014), <https://doi.org/10.4172/2157-7463.1000176>.
- [2] H. Al-Jabri, P. Das, S. Khan, M. Thaher, M. Abdulquadir, Treatment of wastewaters by microalgae and the potential applications of the produced biomass—A review, *Water (Switzerland)* (2021), <https://doi.org/10.3390/w13010027>.
- [3] F.M. Baena-Moreno, E. Saché, Hurd Le, C.A. Price, T.R. Reina, B. Navarrete, From biogas upgrading to CO₂ utilization and waste recycling: a novel circular economy approach, *J. CO₂ Util.* (2021), <https://doi.org/10.1016/j.jcou.2021.101496>.
- [4] A. Blanchemain, D. Grizeau, J.C. Guary, Effect of different organic buffers on the growth of *Skeletonema costatum* cultures; further evidence for an autoinhibitory effect, *J. Plankton Res.* (1994), <https://doi.org/10.1093/plankt/16.10.1433>.
- [5] Probir Das, M. AbdulQuadir, M. Thaher, S. Khan, A.K.A.K. Chaudhary, G. Alghasal, H.M.S.J.H.M.S.J. Al-Jabri, Microalgal bioremediation of petroleum-derived low salinity and low pH produced water, *J. Appl. Phycol.* (2018), <https://doi.org/10.1007/s10811-018-1571-6>.
- [6] P. Das, M.A. Quadir, A.K. Chaudhary, M.I. Thaher, S. Khan, G. Alghasal, H. Al-Jabri, Outdoor continuous cultivation of self-settling marine cyanobacterium *Chroococcidiopsis* sp., *Ind. Biotechnol.* 14 (2018) 45–53, <https://doi.org/10.1089/ind.2017.0019>.
- [7] P. Das, M.I. Thaher, S. Khan, M. AbdulQuadir, A.K. Chaudhary, G. Alghasal, H. Al-Jabri, Comparison of biocrude oil production from self-settling and non-settling microalgae biomass produced in the Qatari desert environment, *Int. J. Environ. Sci. Technol.* (2019), <https://doi.org/10.1007/s13762-019-02364-w>.
- [8] I. Fernández, J. Peña, J.L. Guzman, M. Berenguel, F.G. Acien, Modelling and control issues of pH in tubular photobioreactors, *IFAC Proc.* 43 (2010) 186–191, <https://doi.org/10.3182/20100707-3-BE-2012.0046>. Vol.
- [9] E. Granum, S.M. Mykkestad, A photobioreactor with pH control: demonstration by growth of the marine diatom *Skeletonema costatum*, *J. Plankton Res.* (2002), <https://doi.org/10.1093/plankt/24.6.557>.
- [10] O.E. Isiramen, P.A. Bahri, N.R. Moheimani, A. Vadiveloo, H. Shayesteh, D. A. Parlevliet, Improving pH control and carbon dioxide utilisation efficiency in microalgae cultivation systems with the use of a Proportional-integral + dead-zone control strategy, *Bioresour. Technol. Rep.* 17 (2022), 100917, <https://doi.org/10.1016/j.biteb.2021.100917>.
- [11] P.C. Jain, Greenhouse effect and climate change: scientific basis and overview, *Renew. Energy* 3 (1993) 403–420, [https://doi.org/10.1016/0960-1481\(93\)90108-S](https://doi.org/10.1016/0960-1481(93)90108-S).
- [12] G.-Y. Kim, J. Heo, H.-S. Kim, J.-I. Han, Bicarbonate-based cultivation of *Dunaliella salina* for enhancing carbon utilization efficiency, *Bioresour. Technol.* 237 (2017) 72–77, <https://doi.org/10.1016/j.biortech.2017.04.009>.
- [13] G.-Y. Kim, J. Heo, K. Kim, J. Chung, J.-I. Han, Electrochemical pH control and carbon supply for microalgae cultivation, *Chem. Eng. J.* 426 (2021), 131796, <https://doi.org/10.1016/j.cej.2021.131796>.
- [14] W. Kong, B. Shen, H. Lyu, J. Kong, J. Ma, Z. Wang, S. Feng, Review on carbon dioxide fixation coupled with nutrients removal from wastewater by microalgae, *J. Clean. Prod.* (2021), <https://doi.org/10.1016/j.jclepro.2021.125975>.
- [15] J. Liu, Y. Tao, J. Wu, Y. Zhu, B. Gao, Y. Tang, A. Li, C. Zhang, Y. Zhang, Effective flocculation of target microalgae with self-flocculating microalgae induced by pH

- decrease, *Bioresour. Technol.* 167 (2014) 367–375, <https://doi.org/10.1016/j.biortech.2014.06.036>.
- [16] A. Maghzian, A. Aslani, R. Zahedi, Review on the direct air CO₂ capture by microalgae: bibliographic mapping, *Energy Rep.* 8 (2022) 3337–3349, <https://doi.org/10.1016/j.egy.2022.02.125>.
- [17] P.F.R. Magwell, K.T. Djoudjeu, E. Minyaka, M.F. Tavea, O.W. Fotsop, R. F. Tagnikeu, A.M. Fofou, C.K.V. Darelle, C.U.D. Dzoyem, L.G. Lehman, Sodium bicarbonate (NaHCO₃) increases growth, protein and photosynthetic pigments production and alters carbohydrate production of *Spirulina platensis*, *Curr. Microbiol.* (2023), <https://doi.org/10.1007/s00284-022-03165-0>.
- [18] D.L. Medeiros, Í.T.A. Moreira, Microalgae biomass production from cultivation in availability and limitation of nutrients: the technical, environmental and economic performance, *J. Clean. Prod.* 370 (2022), 133538, <https://doi.org/10.1016/j.jclepro.2022.133538>.
- [19] V. Rani, S. Bijoy Nandan, P.T. Schwing, Carbon source characterisation and historical carbon burial in three mangrove ecosystems on the South West coast of India, *CATENA* 197 (2021), 104980, <https://doi.org/10.1016/j.catena.2020.104980>.
- [20] E. Rueda, V. Senatore, T. Zarra, V. Naddeo, J. García, M. Garff, Life cycle assessment and economic analysis of bioplastics production from cyanobacteria, *Sustain. Mater. Technol.* 35 (2023) e00579, <https://doi.org/10.1016/j.susmat.2023.e00579>.
- [21] P. Ruiz-Ruiz, A. Estrada, M. Morales, Chapter 8 - Carbon dioxide capture and utilization using microalgae, Jacob-Lopes, E., Maroneze, M.M., Queiroz, M.I., Zepka, L.Q., Handbook of Microalgae-Based Processes and Products, Academic Press, 2020, pp. 185–206, <https://doi.org/10.1016/B978-0-12-818536-0.00008-7>.
- [22] J.R. Seth, P.P. Wangikar, Challenges and opportunities for microalgae-mediated CO₂ capture and biorefinery, *Biotechnol. Bioeng.* (2015), <https://doi.org/10.1002/bit.25619>.
- [23] Shurair, M., Almomani, F., Judd, S., Bhosale, R., Kumar, A., 2016. Potential for green algae *Spirulina* to capture carbon dioxide from gas stream.
- [24] A. Simonová, L. Hargaš, D. Koniar, M. Hrianka, Z. Loncová, T. Uriča, M. Taraba, Uses of on-off controller for regulation of higher-order system in comparator mode, *Electr. Eng.* (2017), <https://doi.org/10.1007/s00202-017-0610-7>.
- [25] S.K. Singh, S. Sundaram, S. Sinha, M.A. Rahman, S. Kapur, Recent advances in CO₂ uptake and fixation mechanism of cyanobacteria and microalgae, *Crit. Rev. Environ. Sci. Technol.* (2016), <https://doi.org/10.1080/10643389.2016.1217911>.
- [26] A. Tarafdar, G. Sowmya, K. Yogeshwari, G. Rattu, T. Negi, M.K. Awasthi, A. Hoang, R. Sindhu, R. Sirohi, Environmental pollution mitigation through utilization of carbon dioxide by microalgae, *Environ. Pollut.* 328 (2023), 121623, <https://doi.org/10.1016/j.envpol.2023.121623>.
- [27] G. Zuccaro, A. Yousuf, A. Pollio, J.P. Steyer, Microalgae cultivation systems. Microalgae Cultivation for Biofuels Production, 2019, <https://doi.org/10.1016/B978-0-12-817536-1.00002-3>.