



## OPEN ACCESS

## EDITED BY

Sathish Thirunavukkarasu,  
Emory University, United States

## REVIEWED BY

Elezebeth Mathews,  
Central University of Kerala, India  
Uma V. Sankar,  
MVR Cancer Centre and Research  
Institute, India

## \*CORRESPONDENCE

Bryna C. R. Christmas  
bchristmas@qu.edu.qa

## SPECIALTY SECTION

This article was submitted to  
Public Health Education and  
Promotion,  
a section of the journal  
Frontiers in Public Health

RECEIVED 24 April 2022

ACCEPTED 15 August 2022

PUBLISHED 15 September 2022

## CITATION

Christmas BCR, Majed L,  
Al-Mohannadi AS and Sayegh S (2022)  
Adherence and retention to the  
self-managed community-based Step  
Into Health program in Qatar  
(2012–2019).

*Front. Public Health* 10:927386.

doi: 10.3389/fpubh.2022.927386

## COPYRIGHT

© 2022 Christmas, Majed,  
Al-Mohannadi and Sayegh. This is an  
open-access article distributed under  
the terms of the [Creative Commons  
Attribution License \(CC BY\)](https://creativecommons.org/licenses/by/4.0/). The use,  
distribution or reproduction in other  
forums is permitted, provided the  
original author(s) and the copyright  
owner(s) are credited and that the  
original publication in this journal is  
cited, in accordance with accepted  
academic practice. No use, distribution  
or reproduction is permitted which  
does not comply with these terms.

# Adherence and retention to the self-managed community-based Step Into Health program in Qatar (2012–2019)

Bryna C. R. Christmas<sup>1\*</sup>, Lina Majed<sup>1</sup>,  
Abdulla Saeed Al-Mohannadi<sup>2,3</sup> and Suzan Sayegh<sup>3</sup>

<sup>1</sup>Department of Physical Education, College of Education, Qatar University, Doha, Qatar, <sup>2</sup>World Innovation Summit for Health, Qatar Foundation, Doha, Qatar, <sup>3</sup>Aspetar Orthopedic and Sports Medicine Hospital, Doha, Qatar

**Purpose:** Investigate adherence and retention to the “Step Into Health (SIH)” initiative ([www.stepintohealth.qa](http://www.stepintohealth.qa) [website access only available from within the State of Qatar]), a Qatari self-managed community-based health program, from 2012 to 2019.

**Methods:** Participants (16,711; 16–80 years; 37% females, 34% Qatari) used a pedometer or smartphone application (app) to measure step count. Absolute adherence (ADH) and retention (RET) were calculated, with ADH (%) the ratio between number of days data and SIH enrollment length (RET). Linear Mixed Models identified differences in ADH between RET groups, main effects (i.e., sex, device, age, BMI, nationality) and interaction effects for ADH (RET entered as a covariate).

**Results:** Average ADH and RET to SIH (irrespective of sex, age, device and BMI) was 50% ( $\pm 31\%$ ), and 16% ( $\pm 20\%$ ), respectively, with ADH differing significantly between RET groups ( $F = 460.2$ ,  $p < 0.001$ ). RET (as a covariate) revealed a significant main effect for device ( $F = 12.00$ ,  $p < 0.001$ ) and age ( $F = 4.31$ ,  $p = 0.001$ ) on ADH observed. There was a significant association between RET and sex ( $p < 0.001$ ), device ( $p < 0.001$ ), and age groups 16–25 y ( $p < 0.001$ ), and 26–35 y ( $p < 0.001$ ). There were no significant main effects for sex or BMI on ADH, and no interaction effects ( $p \geq 0.21$ ) observed.

**Conclusions:** Follow-up data (e.g., interviews, focus groups, etc.) determining why differences in ADH and RET are observed appears prudent. To convert those that lapsed and/or abandoned SIH/PA into committed long-term PA adherers. This would be a first step to develop targeted public health promotions and initiatives to enhance health outcomes at a population level.

## KEYWORDS

physical activity, public health, wearable technology, pedometer, smartphone application, walking

## Introduction

Public health promotion is a key pillar of the Qatar National Health strategy (1) and Qatar National Vision 2030 (2). Given that 83% of the Qatari population participate in low (<10 METh/wk) or no weekly physical activity (PA) (3), and 41% engage in no activity during the week (3), community-based initiatives to increase participation are vital. Walking is a culturally appropriate activity for Qatar that can be performed in Islamic traditional clothing (i.e., abaya, thobe), and given the climate (i.e., hot, humid, desert), walking can easily be performed across communities, workplaces, and in air-conditioned facilities (e.g., shopping malls), and weather and/or choice permitting, within recreational parks. Breaking up sitting time with moderate intensity walking improved some aspects of cognitive function (4), and cardiometabolic outcomes (5) in Qatari females. This is important, given that 44% of Qatari females achieve  $\leq 5,000$  steps per day (6). However, limited studies have objectively (i.e., using accelerometers) measured PA in this population (6–9), with longitudinal data (1 year) showing an average of  $7,737 \pm 5,336$  steps/day across adults in Qatar, with significantly lower daily steps in Arab participants (7). These studies obtained data from the community-based Step Into Health (SIH) program, launched in 2012, and designed to increase PA in adults across the state of Qatar. More recently, a SIH smartphone application (app) was developed, and participants were able to choose whether to use the pedometer or the app. The Qatar smartphone market was valued at USD 1.85 billion in 2017, and is likely to reach 7.15 million units by 2025 (10). Therefore, community-based public health initiatives (i.e., SIH) employing a smartphone app, could be purposeful and successful in increasing PA within the Qatari population.

Although wearable technology is attractive due to its objectivity, it is limited, if not worn and/or used correctly, and by the accuracy of the recorded information (11). Increased adherence [(ADH) i.e., wear time and use] is associated with reduced missing data (11). ADH (or “compliance”) has multiple definitions within the literature (12), most simply, it is wearing/using the device as directed. Additionally, retention (RET) to self-managed PA, is a persistent issue reported within the literature and high attrition rates (25–50%) across numerous well-designed PA studies have been reported (13–15). Lapsing and/or abandonment of PA tracking may occur due to multitude of reasons (16) for example younger age, time, motivation, access to facilities (17–20). Understanding these factors and behaviors is essential, in order to develop a resource-saving adherence-enhancement strategy to increase RET. Furthermore, understanding the barriers and facilitators associated with participation, ADH, and RET to wearable technology, is a first step to develop targeted public health promotions and initiatives to enhance health outcomes at a population level.

Qatar is a wealthy, tribal, honor-orientated and modernized society, with a relatively small, but highly international and diverse population [including Arab's from the Middle East and North Africa (MENA) region] (21). Arab's likely have variable values and core beliefs regarding PA depending on which MENA region they are from. The SIH has already shown that Arabs have lower daily steps compared to non-Arabs (22), but there is currently no data on the differences in ADH and RET. Additionally, community based pedometer studies have primarily been of short duration (<12 weeks), based in and on Western populations (e.g., USA), typically on small clinical sub-populations (23), of white ethnicity (24), and have sometimes utilized self-report data (24). This study is therefore novel given the duration (7 years), multicultural population, and objective data, which would provide unique yet important information for similar MENA countries and other appropriate regions (e.g., South Asia). Furthermore, given the potential inconvenience of wearing the accelerometer (i.e., has to be worn at the hip, removed for washing), compared to the convenience of the smartphone app (which has not been previously investigated), it is important to understand if ADH and RET to the SIH program could have been affected. Therefore, the aim of this study was to understand the factors (e.g., participant characteristics, device used) associated with ADH and RET to the SIH program, as a first step to develop behavior change strategies, and an adherence-enhancement strategy to increase PA within the Qatari population. It is hypothesized that ADH and RET will be greater for males, smartphone app users, non-Arab's, and in the middle to higher age groups.

## Methods

### Participants and study design

Participants were identified from the SIH program (<http://stepintohealth.qa>; website access only available from within the State of Qatar). The SIH online program (launched 2012 and now closed) was a national self-managed community-based health program, designed to encourage residents of Qatar to walk  $\geq 10,000$  steps per day. Participants tracked their steps either using a free pedometer (Omron HJ-324U, Omron Healthcare Co., Ltd., Japan), or a smartphone app, and detailed information on the utilization and data upload procedures was clearly provided. The Omron HJ-324U pedometer has been shown to be accurate in measuring step count, irrespective of terrain and walking speed when worn at the waist, chest or arm (25). Pedometer users were advised to wear their pedometer at their waist, and encouraged to upload their data at least once every 20 days (i.e., the maximum memory capacity of the pedometer). The smartphone app was offered as an alternate option to the pedometer as a smartphone pedometer app may

TABLE 1 Participant ( $n = 16,711$ ) characteristics of smartphone app users and pedometer users.

Device	Age [(y), median (min-max)]	Female	Male	Arab	Non-Arab
Smartphone app $n = 6,342$ (38%)	37 (16–74)	1,716 (10%)	4,626 (28%)	3,347 (20%)	2,995 (18%)
Pedometer $n = 10,369$ (62%)	39 (16–79)	4,481 (27%)	5,888 (35%)	5,797 (35%)	4,572 (27%)

Data is reported as  $n$  (%) unless otherwise stated.

TABLE 2 Step into health participants' physical characteristics ( $n = 16,711$ ) by age group, retention (RET) group, and sex.

		Age group (years)					
Sex		16–25 ( $n = 1,821$ ; 11%)	26–35 ( $n = 5,498$ ; 33%)	36–45 ( $n = 5,435$ ; 33%)	46–55 ( $n = 2,889$ ; 17%)	56–65 ( $n = 958$ ; 6%)	$\geq 66$ ( $n = 110$ ; 1%)
$n$ (%)	Male	748 (41%)	3,581 (65%)	3,631 (67%)	1,873 (65%)	606 (63%)	75 (68%)
	Female	1,073 (59%)	1,917 (35%)	1,804 (33%)	1,016 (35%)	352 (37%)	35 (32%)
Height (m)	Male	1.73 (1.62–1.75)	1.75 (1.67–1.76)	1.73 (0.167–1.75)	1.72 (1.65–1.74)	1.70 (1.66–1.73)	1.70 (1.69–1.70)
	Female	1.62 (1.54–1.63)	1.60 (1.55–1.62)	1.60 (1.55–1.62)	1.60 (1.57–1.61)	1.60 (1.53–1.61)	1.60 (1.56–1.61)
BM (kg)	Male	75 (63–77)	82 (69–85)	80 (71–83)	84 (75–86)	75 (68–76)	75 (68–78)
	Female	64 (59–70)	69 (57–73)	68 (59–72)	66 (60–67)	72 (67–82)	72 (61–75)
BMI ( $\text{kg}\cdot\text{m}^{-2}$ )	Male	25 (15–55)	27 (15–54)	28 (15–55)	28 (16–54)	28 (18–44)	28 (20–41)
	Female	25 (15–53)	26 (15–55)	28 (15–55)	29 (18–55)	30 (17–54)	28 (17–39)

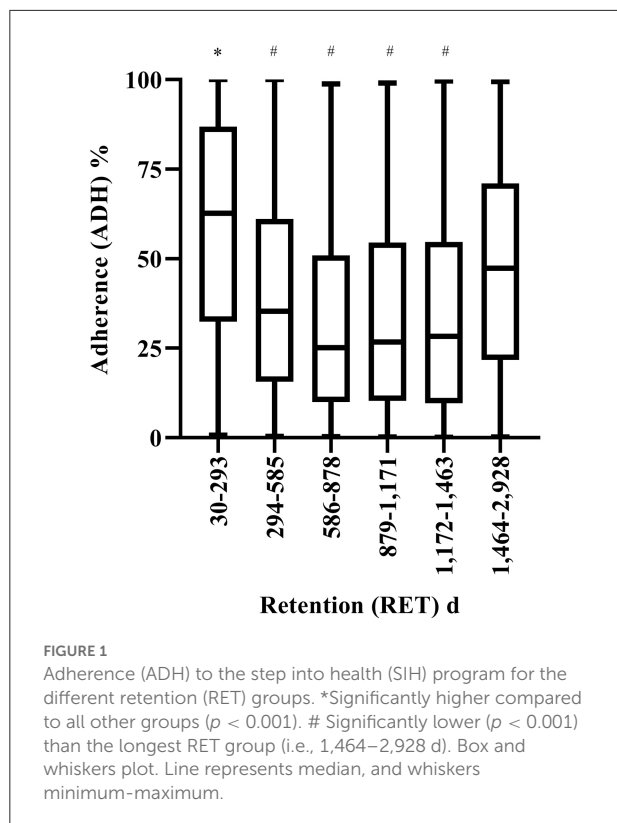
		RET group					
Sex		1–10% (30–293 d)	10.01–20% (294–585 d)	20.1–30% (586–878 d)	30.1–40% (879–1,171 d)	40.1–50% (1,172–1,463 d)	$\geq 50.1\%$ (1,464–2,928 d)
$n$ (%)	Male	5,709 (54%)	1,770 (17%)	864 (8%)	590 (6%)	427 (4%)	1,154 (11%)
	Female	3,869 (62%)	940 (15%)	416 (7%)	286 (5%)	203 (3%)	483 (8%)

BM, body mass; BMI, body mass index; RET, retention. Data is reported as median (minimum–maximum).

improve habitual physical activity levels in older adults (26), and according to meta-analytical data, could have a small yet positive effect on the number of steps (27) compared to traditional pedometers. The app (integrated on Apple and Android) was connected to the health app and motion sensor. Automated reminders (emails and text messages) were sent to participants who failed to upload their data at 14, 21, and 28 days following the last date of uploaded data. Additional health related information (e.g., nutrition, active lifestyle, sleep) was also available via the website and mobile application. A customer service phone line for enquiries and support, and dedicated SIH mobile station was available in the Aspire Zone Foundation Sport City. For more detailed information please see the following article (28). Participants' characteristics (i.e., age, height, body mass, nationality) were entered by the individual upon registration.

This longitudinal study included a total of 24,948 participants (16–80 years). Data was extracted from the SIH program from 2012 until 2019 (i.e., up until the point at

which COVID-19 pandemic restrictions were implemented). Participants with <30 days of enrollment (1% of the total length of the program) were excluded, therefore, 16,711 participants (37% females; 34% Qatari) were included in the final analyses. A total of 62% of participants utilized the pedometer. Detailed participant characteristics of pedometer vs. smartphone app users are provided in Table 1. Participants were classified into one of six age groups (16–25, 26–35, 36–45, 46–55, 56–65, and  $\geq 66$  years old). Additionally, body mass index (BMI) was calculated as the ratio between body mass (kg) and height squared ( $\text{m}^2$ ) and subsequently each participant was categorized as underweight ( $<18.50 \text{ kg}\cdot\text{m}^{-2}$ ), normal weight ( $18.5$  to  $< 25 \text{ kg}\cdot\text{m}^{-2}$ ), overweight ( $25$  to  $< 30 \text{ kg}\cdot\text{m}^{-2}$ ), obese class I ( $30$  to  $< 35 \text{ kg}\cdot\text{m}^{-2}$ ), obese class II ( $35$  to  $< 40 \text{ kg}\cdot\text{m}^{-2}$ ), or obese class III ( $\geq 40 \text{ kg}\cdot\text{m}^{-2}$ ) according to the international classification system used by the World Health Organization (29). Participants' physical characteristics are provided in Table 2. On average, participants' age was 38 ( $\pm 11$ ) y and their BMI was  $28.03 (\pm 5.32) \text{ kg}\cdot\text{m}^{-2}$ . Participants



signed an online informed consent and disclaimer prior to their enrolment. Ethical approval was obtained from Qatar University Institutional Review Board (QU-IRB 1150-EA/19).

### Data analyses

Due to the large variation in length of time that the participants were enrolled in the SIH program, custom software in MATLAB (R2015b, MathWorks Inc., US) was used to compute individual values for absolute adherence (ADH) and retention (RET). Additionally, there is a broad range of definitions used within the literature, and no standardized or agreed cut-off points for ADH or RET (30). ADH (%) was calculated as the ratio between the number of days where data was uploaded, and the overall length of enrollment in the SIH program (RET). For each participant, RET represents the time (number of days) elapsed between his/her first and last uploads, relative to the total length of his/her enrolment in the SIH program (total number of days within the 8 years). Participants were classified into RET groups as follows: 1–10% (30–293 d), 10.01–20% (294–585 d), 20.01–30% (586–878 d), 30.01–40% (879–1,171 d), 40.01–50% (1,172–1,463 d), and  $\geq 50.01\%$  (1,464–2,928 d). Table 2 provides detailed information on the number of participants in each RET group.

### Statistical analyses

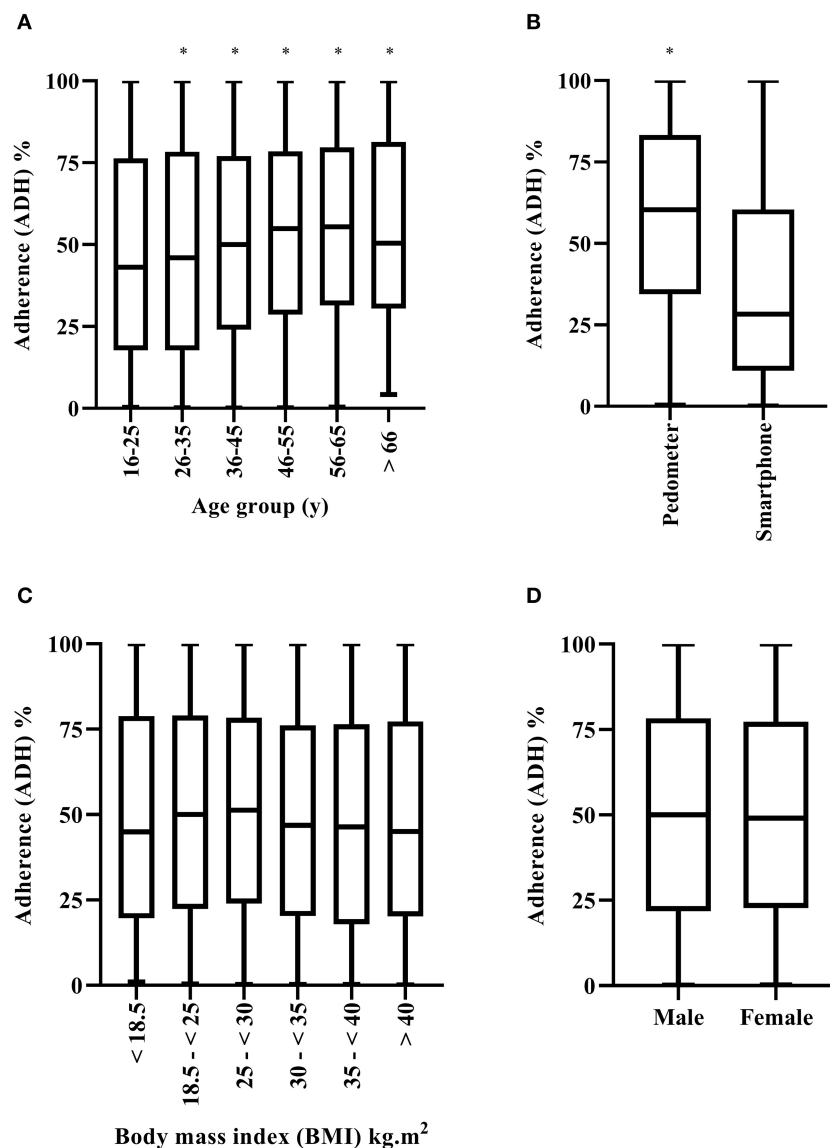
Statistical analyses were performed using the Statistical Package for the Social Sciences (SPSS) version 26 (IBM, SPSS Inc, Chicago, IL, USA). Prims8 (GraphPad Software, San Diego, CA, USA) was used to create the figures. Normality of all descriptives were evaluated by visual inspection of quantile-quantile (Q-Q) plots (Grafen and Hails, 2002). Linear Mixed Models (LMM) were performed to analyze the differences in ADH between RET groups. Secondly, LMM were used to examine differences in ADH and RET for nationality (i.e., Arab and non-Arab). Thirdly, LMM were used to compare the main effects (i.e., sex, device, age, BMI) and interaction effects for ADH, with RET entered as a covariate. Finally, an ordinal regression model was performed using the generalized linear model. RET was entered as the dependent variable (outcome), and device, age, sex, and BMI were entered as factors (predictors). Family wise error was controlled for using the step down Hommel method. The significance level was set at  $p < 0.05$ .

### Results

#### Adherence

The average ADH to the SIH program (irrespective of sex, age, device and BMI) was 50% ( $\pm 31\%$ ). ADH differed significantly between RET groups ( $F = 460.2, p < 0.001$ ) (Figure 1). On average ADH was higher (59%) in the lowest RET group (30–293 d) as compared to all other RET groups: 294–585 d (39%,  $p < 0.001$ , 95% CI = 18–21%), 586–878 d (32%,  $p < 0.001$ , 95% CI = 25–28%), 879–1,171 d (34%,  $p < 0.001$ , 95% CI = 23–27%), 1,172–1,463 d (34%,  $p < 0.001$ , 95% CI = 23–28%), and 1,464–2,928 d (47%,  $p < 0.001$ , 95% CI = 11–14%). Additionally, ADH was higher (47%) in the longest RET group (1,464–2,928 d), compared to the those in the 294–585 d (39%,  $p < 0.001$ , 95% CI = 6–9%), 586–878 d (32%,  $p < 0.001$ , 95% CI = 13–17%), 879–1,171 d (34%,  $p < 0.001$ , 95% CI = 10–15%), and 1,172–1,463 d (34%,  $p < 0.001$ , 95% CI = 10–15%) RET groups. Given that RET affected ADH, RET was entered as a covariate for subsequent analyses.

There was a significant main effect for device ( $F = 12.00, p < 0.001$ ), and age ( $F = 4.31, p = 0.001$ ) on ADH (Figure 2). On average, ADH was 20% higher for pedometer users (56%) as compared to smartphone application users (36%; 95% CI = 17–23%). Additionally, ADH was higher in 26–35 y (45%) ( $p = 0.008$ , 95% CI 1–7%), 36–45 y (47%), ( $p < 0.001$ , 95% CI = 3–9%), 46–55 y (51%,  $p < 0.001$ , 95% CI = 5–13%), and 56–65 y ( $p = 0.002$ , 95% CI = 3–12%) compared to 16–25 y (41%). Furthermore, ADH increased significantly between 26–35 y and 46–55 y ( $p = 0.003$ , 95% CI = 2–9%). There were no



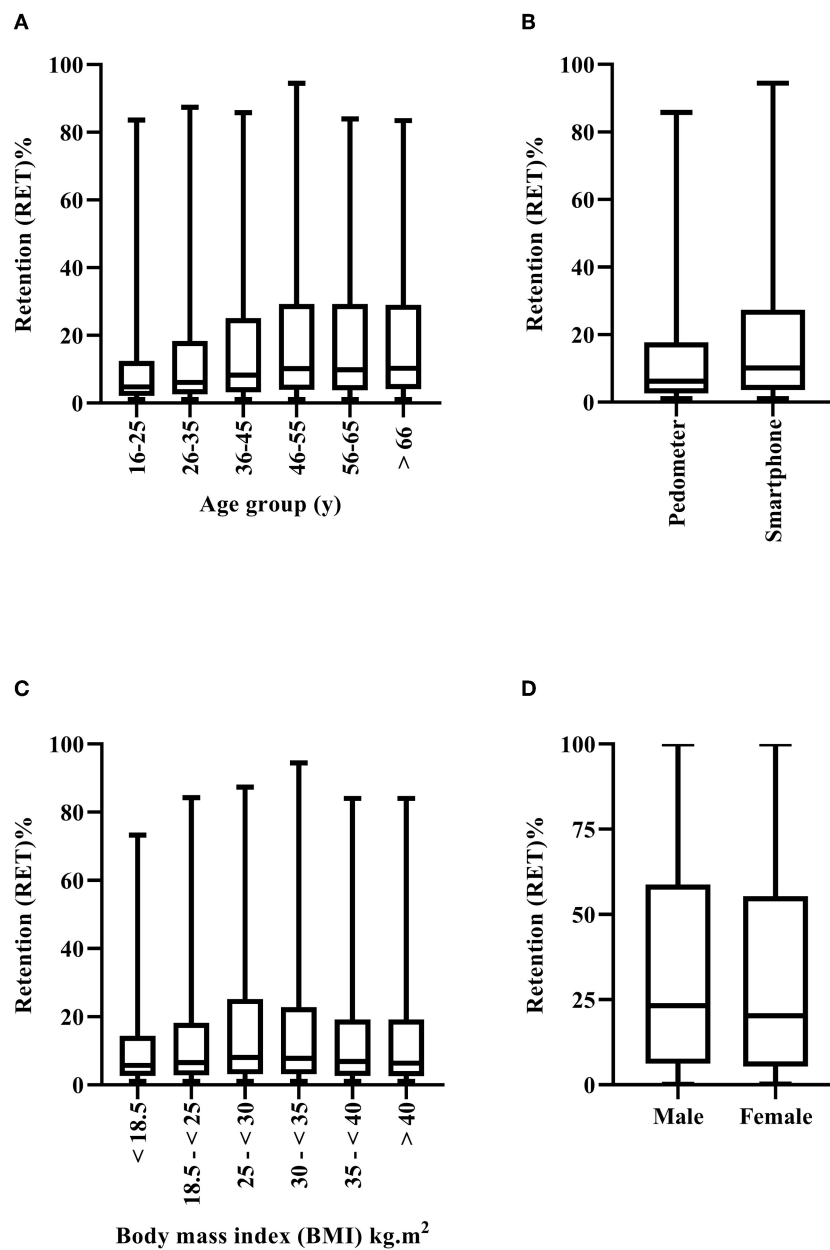
**FIGURE 2** Adherence (ADH) to the step into health (SIH) program by age group (A), device used (B), body mass index [(BMI), (C)] and sex (D). Box and whiskers plot. Line represents median, and whiskers minimum-maximum. \* Significantly higher ( $p < 0.001$ ) compared to the other group(s).

significant main effects for sex, BMI or nationality on ADH, and no interaction effects ( $p \geq 0.21$ ).

### Retention

Overall, the average RET to the SIH program was 16% ( $\pm 20\%$ ) (i.e., 463 d). There was a significant difference in RET between Arab's and non-Arab's ( $F = 5.37$ ;  $p = 0.02$ ). On average RET was 17% in Arabs and 16% in non-Arabs ( $p = 0.02$ ; 95% CI = 0.1–1%) see (Figure 3). There was a significant association between RET and sex ( $p < 0.001$ ), device ( $p < 0.001$ ), and age

groups 16–25 y ( $p < 0.001$ ), and 26–35 y ( $p < 0.001$ ). The odds of females being in a higher RET category decreased by  $-0.83$  [95% CI =  $-0.12$  to  $-0.25$ ], Wald  $\chi^2_{(1)} = 32.2$ ,  $p < 0.001$ ]. Additionally, the odds of pedometer users being in a higher RET group increased by a factor of 1.63 [95% CI = 1.53–1.73], Wald  $\chi^2_{(1)} = 240.0$ ,  $p < 0.001$ ]. Finally, the odds ratio indicated that the odds of being in a higher RET group decreased by a factor of 0.37 and 0.51 for every one unit increase in age in 16–25 y [95% CI = 0.26–0.53], Wald  $\chi^2_{(1)} = 28.5$ ,  $p < 0.001$ ], and 26–35 y olds [95% CI = 0.36–0.73], Wald  $\chi^2_{(1)} = 13.8$ ,  $p < 0.001$ , respectively]. There were no significant associations between any other age groups or BMI ( $p \geq 0.12$ ).



**FIGURE 3** Retention (RET) to the step into health (SIH) program by age group (A), device used (B), body mass index [(BMI), (C)] and sex (D). Box and whiskers plot. Line represents median, and whiskers minimum-maximum.

## Discussion

The main findings in the present study were that overall ADH and RET to the SIH program (irrespective of sex, age, device and BMI) was 50% ( $\pm 30\%$ ) and 16% ( $\pm 20\%$ ) (i.e., 463 d), respectively. Additionally, pedometer users, and older age groups had higher ADH to the SIH program. Furthermore, RET (i.e., the number of days a participant stayed in the SIH program) was higher in males, pedometer users and non-Arab's.

However, older age groups had lower RET to the program. Furthermore, ADH was greater in the lowest (30–293 d), and highest (1,464–2,928 d) RET groups, indicating that participants were highly motivated in the short-term (i.e., in the early stages of enrollment), and in the longer-term (i.e., committed users), with intermittent use within the middle. These findings are in agreement with previous research showing three distinct groups (i.e., short-term, intermittent, and long-term committed) (16) of wearable tracker users. Additionally, similar ADH values were

reported in the present study (i.e., 50% on average) compared to previous longitudinal research showing daily adherence of 20–100% (22) (see Figure 1). However, average RET in the present study (i.e., 16%), was lower than typical values reported across the literature, indicating a higher attrition rate to the SIH program.

In contrast to the hypothesis, ADH was higher for pedometer users. Previous research had suggested that wearing a pedometer on the hip, may have been a barrier to ADH (31, 32). However, offering participants a free pedometer may have provided a sense of responsibility toward the program, and enhanced motivation. Additionally, there are limitations to the SIH smartphone app. Data from the app has to be uploaded on a daily basis, compared to every 20 days using the pedometer, which could have been a factor in the lower ADH for app users. Pedometer use also increased the odds of greater RET, suggesting that those using the pedometer were more likely to be long-term adherers to PA tracking. Smartphone apps designed based on behavior change techniques (i.e., self-monitoring, goal setting, feedback) may be limited in their ability to engage users (33), which could partly explain the findings in the present study. Subsequently, specific smartphone apps designed to encourage more walking and increased adherence to PA are required. These apps would need to be developed taking into account differences in sex, age, socio-economic status, and other factors and behaviors identified in the specific region they are to be used. For example, as aforementioned due to the internationalization within the state of Qatar, specifically Arab's across various MENA regions possessing different values and beliefs in terms of PA. It is important that smartphone apps capture these differences, if they are to be effective in behavior change and long-term adherence to PA. As shown in the present study RET was higher (17%) in non-Arab's. Future research should be conducted to understand the reasons for this.

In agreement with the hypothesis and previous research (11, 34–37), there was higher ADH for older age groups. Conversely, RET was worse for the older age groups. Compared to the younger ages groups (16–25 y, and 26–35 y), as age increased, participants were less likely to have higher RET. This finding suggests that as age increased, the length of time a participant was in the SIH program decreased. However, as ADH was higher, although the time they were retained in the program was worse, their ADH for the shorter time, was better than the younger age groups. Subsequently, age specific interventions need to be developed, to understand why younger age groups are more likely to continue (i.e., higher RET) in the program, but be worse at adhering to it. And conversely, why older age groups are much better at adhering to the program, but tend to lapse quicker (i.e., lower RET). Future research (e.g., employing interviews, focus groups etc.) is required in order to understand the barriers and facilitators, based on age, as a first step to developing

targeted public health initiatives or interventions across the state of Qatar.

Finally, in contrast with the hypothesis, there was similar ADH for males and females (Figure 2) to the SIH program. Conversely, RET (i.e., number of days in the program) was higher for males compared to females (Figure 3). Similar findings have been reported across previous studies (11, 35). Lower RET to a community-based PA program such as SIH is unsurprising, given that Arab females are highly inactive, and may face additional barriers to engaging in PA. Indeed, Islamic traditional clothing (i.e., Abaya and Hijab), adopted widely by Arab females in public places, has been considered an additional barrier regarding engagement in PA (38). Female students previously reported they did not like to wear sports clothes underneath their Abayas (39). Additionally, women traditionally need to be accompanied by a male family member when going outdoors (40). Such factors may have made it more difficult for Arab females to continue their engagement with the SIH program. The SIH program's marketing and publicity strategies were predominately focused on "10,000 steps," "walking outdoors," "move more, sit less, and be active." Although walking is a culturally appropriate activity for Arab females. The majority of working Arab women are employed in office-based environments, where they are seated for prolonged periods. Given that lack of time, facilities, or social support are longstanding barriers to PA participation (41, 42), and that Arab women may face additional barriers such as limited access to female only facilities, their care-giving roles and other cultural restrictions (7, 43, 44), the SIH program may have benefited from differentiated and targeted marketing to maintain the RET of Arab women in the workplace (45), or indeed within the home, as opposed to the marketing strategies employed. Future research employing focus groups, interviews etc. in this population are required, in order to understand these factors further and develop appropriate solutions. For example, a culturally appropriate and specifically targeted SIH app for Arab women in Qatar, that considers all the potential barriers and factors (e.g., time facilities, weather, support), which can be utilized at home and work, could be developed to increase RET to PA.

Overall, these findings agree with previous research that has demonstrated high variation, and diverse patterns of ADH and wearing behavior (12) within sexes, age, environment (46, 47), time of day (47, 48) and day of week (47, 48). Follow-up studies are required (e.g., interviews, focus groups), to ascertain the reasons for the differences in ADH and RET reported in this study, and to convert those that lapsed and/or abandoned PA tracking to committed long-term adherers. Long-term ADH (i.e., several months to years) to PA monitoring with wearable technology is possible (22, 48). However, as multiple factors contribute to ADH including forgetting to wear the device, device loss, or changes in motivation to track (12), it is essential to ascertain the specific reasons for

each age, sex, community etc. Additionally, as people often lapse or abandon tracking due to their goals not being met (16), it is imperative that researchers, public health advisors and organizations using wearable technology at a population level, communicate and educate the individuals engaging in the research and/or interventions to ensure their needs and expectations are met. Perhaps inviting people to review the data they previously collected, offering support and encouragement could motivate them to resume actively tracking (16).

## Strength and limitations

The SIH program was a longitudinal national community-based self-managed PA initiative employing an objective measure of PA (i.e., smartphone app and pedometer). The objectivity, large sample size, and longitudinal nature (2012–2019) is a strength of this present study. The study is limited, as it did not employ interview or focus groups to understand participants' motivations, knowledge and reasons for ADH, lapsing or abandonment of the program. Participants may have still been using the app or pedometer but not uploading the data to the website. Additionally, although the pedometer utilized (Omron HJ-324U) has been shown to be accurate (when worn at the waist, chest and armband) in measuring step count, irrespective of terrain and walking speed (25). The reliability, error rate and location of the pedometer was not measured in the present study. Furthermore, actual step count is highly varied between and within smartphone apps (49) due to a number of reasons including wearer location (50, 51) and age (52). Such data was not examined in the present study, and therefore findings should be interpreted with caution. Future research, initiatives and interventions will employ such strategies, and follow up with participants in order to better understand the factors and barriers that individuals across the state of Qatar face when engaging in such programs. This will allow evidence based public health strategies to be developed in order to increase PA at a population level.

## Conclusion

Overall, ADH and RET to the SIH program (2012–2019) was 50%, and 16% (463 d), respectively. Device, age and sex affected ADH and RET to the self-managed community based program. Despite ADH being similar between males and females, the dropout rate (i.e., RET) was greater for females. Similarly, older age groups showed higher ADH but also higher attrition. Free pedometer use increased ADH and RET, despite some of the previously suggested barriers to wearing an accelerometer. The factors and barriers associated with ADH and RET in a diverse Arab population, remain to be elucidated. Further research (e.g., focus groups, interviews) is required in order to ascertain the reasons why certain individuals or groups engage and/or

dropout of community-based PA programs. This will provide essential information in order to appropriately design, market, and conduct population based interventions and initiatives across the state of Qatar to increase quality of life and reduce morbidity and mortality.

## Data availability statement

All relevant data is contained within the article. The original contributions presented in the study are included in the article. Further inquiries can be directed to the corresponding author.

## Ethics statement

Ethical approval was obtained from Qatar University Institutional Review Board (QU-IRB 1150-EA/19). The patients/participants provided their written informed consent to participate in this study.

## Author contributions

BC performed the statistical analyses, created the figures, and wrote the initial manuscript. LM contributed in planning the analyses and in the revision and approval of the submitted. SS and AA-M contributed in obtaining the data, planning the analyses, and in the revision and approval of the submitted version. All authors contributed to the article and approved the submitted version.

## Funding

Open Access funding provided by the Qatar National Library.

## Acknowledgments

The authors would like to thank Dr. Rony Ibrahim (Qatar University) for his support in data extraction and processing. Additionally, we would like to thank the SIH operational team for their contribution in the data acquisition process, implementation of the intervention and follow-up with the program members, and IT continuous maintenance and updates. We would also like to extend our appreciation to the marketing team who assisted in the campaign advertisements.

## Conflict of interest

The authors declare that the research was conducted in the absence of any commercial or financial relationships that could be construed as a potential conflict of interest.



## Publisher's note

All claims expressed in this article are solely those of the authors and do not necessarily represent those of their affiliated

organizations, or those of the publisher, the editors and the reviewers. Any product that may be evaluated in this article, or claim that may be made by its manufacturer, is not guaranteed or endorsed by the publisher.

## References

- Supreme Council of Health. *National Health Strategy 2011-2016 Caring for the Future: Project Implementation Plans Update 2013 Qatar*. (2013). Available from: [http://www.nationalplanningcycles.org/sites/default/files/country\\_docs/Qatar/nhp\\_qatar.pdf](http://www.nationalplanningcycles.org/sites/default/files/country_docs/Qatar/nhp_qatar.pdf) (accessed September 8, 2021).
- Planning GsFD. *Qatar National Vision 2030*. Qatar (2008).
- Report QB. 2016-2017.
- Christmas BCR, Taylor L, Cherif A, Sayegh S, Bailey DP. Breaking up prolonged sitting with moderate-intensity walking improves attention and executive function in Qatari females. *PLoS ONE*. (2019) 14:e0219565. doi: 10.1371/journal.pone.0219565
- Christmas BCR, Taylor L, Cherif A, Sayegh S, Rizk N, El-Gamal A, et al. Postprandial insulin and triglyceride concentrations are suppressed in response to breaking up prolonged sitting in Qatari Females. *Front Physiol*. (2019) 10:706. doi: 10.3389/fphys.2019.00706
- Sayegh S, Van Der Walt M, Al-Kuwari MG. One-year assessment of physical activity level in adult Qatari females: a pedometer-based longitudinal study. *Int J Womens Health*. (2016) 8:287–93. doi: 10.2147/IJWH.S99943
- Al-Kuwari MG, Al-Mohannadi AS, Sayegh S. Effectiveness of “Step into Health” program in Qatar: a pedometer-based longitudinal study. *J Sports Med Phys Fitness*. (2017) 57:1513–8. doi: 10.23736/S0022-4707.16.06716-5
- Al-Mohannadi AS, Sayegh S, Ibrahim I, Salman A, Farooq A. Effect of a pedometer-based walking challenge on increasing physical activity levels amongst hospital workers. *Arch Public Health*. (2019) 77:40. doi: 10.1186/s13690-019-0368-7
- Al-Kuwari MG, Al-Mohannadi AS, El J II, Almudahka F. Effect of online pedometer program on physical activity in Qatar. *J Sports Med Phys Fitness*. (2016) 56:275–80.
- Grand View Research Inc San Francisco, California. Available from: <https://www.grandviewresearch.com/industry-analysis/qatar-smartphone-market> (accessed September 01, 2021).
- Evenson KR, Sotres-Alvarez D, Deng YU, Marshall SJ, Isasi CR, Eslinger DW, et al. Accelerometer adherence and performance in a cohort study of US Hispanic adults. *Med Sci Sports Exerc*. (2015) 47:725–34. doi: 10.1249/MSS.0000000000000478
- Tang LM, Meyer J, Epstein DA, Bragg K, Engelen L, Bauman A, et al. Defining adherence: making sense of physical activity tracker data. *Proc ACM Interact Mob Wearable Ubiquitous Technol*. (2018) 2:37. doi: 10.1145/3191769
- Kahn EB, Ramsey LT, Brownson RC, Heath GW, Howze EH, Powell KE, et al. The effectiveness of interventions to increase physical activity. A systematic review. *Am J Prev Med*. (2002) 22:73–107. doi: 10.1016/S0749-3797(02)00434-8
- Linke SE, Gallo LC, Norman GJ. Attrition and adherence rates of sustained vs. intermittent exercise interventions. *Ann Behav Med*. (2011) 42:197–209. doi: 10.1007/s12160-011-9279-8
- Blamey A, Mutrie N. Changing the individual to promote health-enhancing physical activity: the difficulties of producing evidence and translating it into practice. *J Sports Sci*. (2004) 22:741–54. doi: 10.1080/02640410410001712449
- Epstein DA, Kang JH, Pina LR, Fogarty J, Munson SA. Reconsidering the device in the drawer: lapses as a design opportunity in personal informatics. *Proc ACM Int Conf Ubiquitous Comput*. (2016) 2016:829–40. doi: 10.1145/2971648.2971656
- King AC, Castro C, Wilcox S, Eyler AA, Sallis JF, Brownson RC. Personal and environmental factors associated with physical inactivity among different racial-ethnic groups of US middle-aged and older-aged women. *Health Psychol*. (2000) 19:354–64. doi: 10.1037/0278-6133.19.4.354
- Chinn DJ, White M, Harland J, Drinkwater C, Raybould S. Barriers to physical activity and socioeconomic position: implications for health promotion. *J Epidemiol Community Health*. (1999) 53:191–2. doi: 10.1136/jech.53.3.191
- Trost SG, Owen N, Bauman AE, Sallis JF, Brown W. Correlates of adults' participation in physical activity: review and update. *Med Sci Sports Exerc*. (2002) 34:1996–2001. doi: 10.1097/00005768-200212000-00020
- Alexander E, Tseng E, Durkin N, Jerome GJ, Dalcin A, Appel LJ, et al. Factors associated with early dropout in an employer-based commercial weight-loss program. *Obes Sci Pract*. (2018) 4:545–53. doi: 10.1002/osp4.304
- Aljaysoufi GF, Abu Munshar M, Al-Salim F, Osman ER. Addressing context to understand physical activity among Muslim university students: the role of gender, family, and culture. *BMC Public Health*. (2019) 19:1452. doi: 10.1186/s12889-019-7670-8
- Meyer J, Schnauber J, Heuten W, Wienbergen H, Hambrecht R, Appelrath H, et al. Exploring longitudinal use of activity trackers. In: *2016 IEEE International Conference on Healthcare Informatics (ICHI)*. Chicago, IL: IEEE (2016). doi: 10.1109/ICHI.2016.29
- Baker G, Gray SR, Wright A, Fitzsimons C, Nimmo M, Lowry R, et al. The effect of a pedometer-based community walking intervention “Walking for Wellbeing in the West” on physical activity levels and health outcomes: a 12-week randomized controlled trial. *Int J Behav Nutr Phys Act*. (2008) 5:44. doi: 10.1186/1479-5868-5-44
- Chaudhry UAR, Wahlich C, Fortescue R, Cook DG, Knightly R, Harris T. The effects of step-count monitoring interventions on physical activity: systematic review and meta-analysis of community-based randomised controlled trials in adults. *Int J Behav Nutr Phys Act*. (2020) 17:129. doi: 10.1186/s12966-020-01020-0
- Park W, Lee VJ, Ku B, Tanaka H. Effect of walking speed and placement position interactions in determining the accuracy of various newer pedometers. *J Exerc Sci Fit*. (2014) 12:31–7. doi: 10.1016/j.jesf.2014.01.003
- Fong SS, Ng SS, Cheng YT, Zhang J, Chung LM, Chow GC, et al. Comparison between smartphone pedometer applications and traditional pedometers for improving physical activity and body mass index in community-dwelling older adults. *J Phys Ther Sci*. (2016) 28:1651–6. doi: 10.1589/jpts.28.1651
- Silva AG, Simões P, Queirós A, Rocha PN, Rodrigues M. Effectiveness of mobile applications running on smartphones to promote physical activity: a systematic review with meta-analysis. *Int J Environ Res Public Health*. (2020) 17:1–16. doi: 10.3390/ijerph17072251
- Ibrahim I, Sayegh S, Van Der Walt M, Al-Mohannadi AS. Nation-wide physical activity program. *Aspetar Sports Med J*. 202–5. Available online at: <https://www.aspetar.com/journal/upload/PDF/20191285552.pdf>
- World Health Organization. *Obesity: Preventing and Managing the Global Epidemic*. WHO Technical Report Series. Geneva: World Health Organization (2000).
- Hawley-Hague H, Horne M, Skelton DA, Todd C. Review of how we should define (and measure) adherence in studies examining older adults' participation in exercise classes. *BMJ Open*. (2016) 6:e011560. doi: 10.1136/bmjopen-2016-011560
- van Hees VT, Renström F, Wright A, Gradmark A, Catt M, Chen KY, et al. Estimation of daily energy expenditure in pregnant and non-pregnant women using a wrist-worn tri-axial accelerometer. *PLoS ONE*. (2011) 6:e22922. doi: 10.1371/journal.pone.0022922
- Troiano RP, McClain JJ, Brychta RJ, Chen KY. Evolution of accelerometer methods for physical activity research. *Br J Sports Med*. (2014) 48:1019–23. doi: 10.1136/bjsports-2014-093546
- Lyons EJ, Lewis ZH, Mayrsohn BG, Rowland JL. Behavior change techniques implemented in electronic lifestyle activity monitors: a systematic content analysis. *J Med Internet Res*. (2014) 16:e192. doi: 10.2196/jmir.3469

34. Colley RC, Tremblay MS. Moderate and vigorous physical activity intensity cut-points for the Actical accelerometer. *J Sports Sci.* (2011) 29:783–9. doi: 10.1080/02640414.2011.557744
35. Troiano RP, Berrigan D, Dodd KW, Mâsse LC, Tilert T, McDowell M. Physical activity in the United States measured by accelerometer. *Med Sci Sports Exerc.* (2008) 40:181–8. doi: 10.1249/mss.0b013e31815a51b3
36. Lee PH, Macfarlane DJ, Lam TH. Factors associated with participant compliance in studies using accelerometers. *Gait Posture.* (2013) 38:912–7. doi: 10.1016/j.gaitpost.2013.04.018
37. Roth MA, Mindell JS. Who provides accelerometry data? Correlates of adherence to wearing an accelerometry motion sensor: the 2008 Health Survey for England. *J Phys Act Health.* (2013) 10:70–8. doi: 10.1123/jpah.10.1.70
38. Klautzer L, Becker J, Mattke S. The curse of wealth – middle eastern countries need to address the rapidly rising burden of diabetes. *Int J Health Policy Manag.* (2014) 2:109–14. doi: 10.15171/ijhpm.2014.33
39. Berger G, Peerson A. Giving young Emirati women a voice: participatory action research on physical activity. *Health Place.* (2009) 15:117–24. doi: 10.1016/j.healthplace.2008.03.003
40. Benjamin K, Donnelly TT. Barriers and facilitators influencing the physical activity of Arabic adults: a literature review. *Avicenna.* (2013). 2013:1–16. doi: 10.5339/avi.2013.8
41. Justine M, Azizan A, Hassan V, Salleh Z, Manaf H. Barriers to participation in physical activity and exercise among middle-aged and elderly individuals. *Singapore Med J.* (2013) 54:581–6. doi: 10.11622/smedj.2013203
42. Reichert FF, Barros AJ, Domingues MR, Hallal PC. The role of perceived personal barriers to engagement in leisure-time physical activity. *Am J Public Health.* (2007) 97:515–9. doi: 10.2105/AJPH.2005.070144
43. Al-Nozha MM, Al-Hazzaa HM, Arafah MR, Al-Khadra A, Al-Mazrou YY, Al-Maatouq MA, et al. Prevalence of physical activity and inactivity among Saudis aged 30–70 years. A population-based cross-sectional study. *Saudi Med J.* (2007) 28:559–68.
44. MUSAIGER AO, SHAHBEK NE, AL-MANNAI M. The role of social factors and weight status in ideal body-shape preferences as perceived by Arab women. *J Biosoc Sci.* (2004) 36:699–707. doi: 10.1017/S0021932003006412
45. Burn NL, Weston M, Atkinson G, Weston KL. Using focus groups and interviews to inform the design of a workplace exercise programme: an example from a high-intensity interval training intervention. *J Occup Environ Med.* (2020) 63:e63–74. doi: 10.1097/JOM.0000000000002092
46. Althoff T, Sosić R, Hicks JL, King AC, Delp SL, Leskovec J. Large-scale physical activity data reveal worldwide activity inequality. *Nature.* (2017) 547:336–9. doi: 10.1038/nature23018
47. Doherty A, Jackson D, Hammerla N, Plötz T, Olivier P, Granat MH, et al. Large scale population assessment of physical activity using wrist worn accelerometers: the UK Biobank Study. *PLoS ONE.* (2017) 12:e0169649. doi: 10.1371/journal.pone.0169649
48. Meyer J, Wasmann M, Heuten W, Ali AE, Boll SCJ. Identification and classification of usage patterns in long-term activity tracking. In: *Proceedings of the 2017 CHI Conference on Human Factors in Computing Systems.* Denver, CO: Association for Computing Machinery (2017). p. 667–78.
49. Orr K, Howe HS, Omran J, Smith KA, Palmateer TM, Ma AE, et al. Validity of smartphone pedometer applications. *BMC Res Notes.* (2015) 8:733. doi: 10.1186/s13104-015-1705-8
50. Funk MD, Salazar CL, Martinez M, Gonzalez J, Leyva P, Bassett D, et al. Validity of smartphone applications at measuring steps: does wear location matter? *J Meas Phys Behav.* (2018) 2:22–7. doi: 10.1123/jmpb.2018-0025
51. Presset B, Laurency B, Malatesta D, Barral J. Accuracy of a smartphone pedometer application according to different speeds and mobile phone locations in a laboratory context. *J Exerc Sci Fit.* (2018) 16:43–8. doi: 10.1016/j.jesf.2018.05.001
52. Modave F, Guo Y, Bian J, Gurka MJ, Parish A, Smith MD, et al. Mobile device accuracy for step counting across age groups. *JMIR Mhealth Uhealth.* (2017) 5:e88. doi: 10.2196/mhealth.7870