






# BMJ Open Cost-effectiveness of C-reactive protein point of care testing for safely reducing antibiotic consumption for acute exacerbations of chronic obstructive pulmonary disease as part of the multicentre, parallel-arm, open, individually randomised, controlled PACE trial

Bernadette Sewell <sup>1</sup>, Nick Francis <sup>2</sup>, Shaun Harris <sup>3</sup>, David Gillespie <sup>4</sup>, Janine Bates <sup>4</sup>, Patrick White <sup>5</sup>, Mohammed Fasihul Alam <sup>6</sup>, Kerenza Hood,<sup>4</sup> Christopher C Butler <sup>7</sup>, Deborah Fitzsimmons <sup>1</sup>

**To cite:** Sewell B, Francis N, Harris S, *et al.* Cost-effectiveness of C-reactive protein point of care testing for safely reducing antibiotic consumption for acute exacerbations of chronic obstructive pulmonary disease as part of the multicentre, parallel-arm, open, individually randomised, controlled PACE trial. *BMJ Open* 2024;**14**:e084144. doi:10.1136/bmjopen-2024-084144

► Prepublication history and additional supplemental material for this paper are available online. To view these files, please visit the journal online (<https://doi.org/10.1136/bmjopen-2024-084144>).

Received 10 January 2024  
Accepted 28 October 2024



© Author(s) (or their employer(s)) 2024. Re-use permitted under CC BY. Published by BMJ.

For numbered affiliations see end of article.

## Correspondence to

Dr Bernadette Sewell;  
B.Diethart@swansea.ac.uk

## ABSTRACT

**Objectives** Many patients presenting with acute exacerbations of chronic obstructive pulmonary disease (AECOPD) in primary care do not benefit from antibiotics. Excessive use wastes resources, promotes antimicrobial resistance and can harm patients.

**Design** We conducted a within-trial economic evaluation, using a UK National Health Service perspective, as part of the multicentre, parallel-arm, open, individually randomised, controlled PACE trial.

**Setting** Participating general practices in primary care.

**Participants** PACE included 324 and 325 consenting participants presenting with AECOPD in the usual-care and CRP-guided groups, respectively.

**Intervention** We assessed the cost-effectiveness (CE) of a C-reactive protein point-of-care-test (CRP-POCT) in addition to usual clinical assessment to guide antibiotic prescribing for AECOPD in primary care.

**Primary and secondary outcome measures** A cost-effectiveness analysis (CEA) of incremental cost per 1% antibiotic consumption reduction at 4 weeks and a cost-utility analysis (CUA) at 6 months were performed, based on a modified intention-to-treat population. Sensitivity analyses assessed the impact of uncertainty on the results. CE acceptability curves represent the probability of CRP-POCT being cost-effective at different willingness-to-pay (WTP) thresholds.

**Results** Both groups had similar clinical outcomes, but a 20% absolute reduction in antibiotic consumption was observed in the CRP-guided group. CRP-POCT costs of £11.31 per test were largely offset by savings in healthcare resource use related to COPD. The mean incremental CE ratios of CRP-POCT were £120 per 1% absolute reduction in antibiotic consumption at 4 weeks and £1054 per quality-adjusted life-year

## STRENGTHS AND LIMITATIONS OF THIS STUDY

- ⇒ The first UK study that examined the cost-effectiveness of the use of C-reactive protein point-of-care test in primary care based on actual antibiotic consumption.
- ⇒ Considers both a reduction in antibiotic use and no worse (non-inferior) clinical recovery.
- ⇒ Robust economic evaluation, following best practices, undertaken alongside a pragmatic randomised controlled trial.
- ⇒ Limited by UK National Health Service perspective, which does not consider the wider costs to the patients and society and short-term trial follow-up which does not account for the longer-term costs and outcomes associated with a chronic health condition.
- ⇒ Cost-utility analysis was sensitive to changes in health-related quality of life caused by the small difference in utilities between the two groups since the PACE trial was designed to show non-inferiority in secondary outcomes rather than superiority.

(QALY) gained at 6 months. Sensitivity analysis showed that the CEA results were most affected by changes in healthcare costs, while CUA was sensitive due to marginal differences in costs and outcomes. There is a 73% probability of CRP-POCT being cost-effective at WTP ≤£20 000 per QALY gained.

**Conclusion** CRP-POCT is a cost-effective intervention for safely reducing antibiotic consumption in patients with AECOPD.

**Trial registration number** ISRCTN24346473

## INTRODUCTION

About 4.5% of UK adults over the age of 45 live with diagnosed chronic obstructive pulmonary disease (COPD), and about half of these experience one or more acute exacerbations of chronic obstructive pulmonary disease (AECOPD) of their disease requiring medical treatment each year.<sup>1 2</sup> Of these patients, about 80% are prescribed antibiotics,<sup>3</sup> with most issued in primary care.<sup>4</sup> Some patients benefit from these prescriptions, but many AECOPD episodes are triggered by non-bacterial causes.<sup>5 6</sup> As such, some antibiotics do not provide benefit but may damage the microbiome, drive antimicrobial resistance,<sup>7</sup> risk side effects and waste scarce healthcare resources.<sup>8</sup> Prescribing recommendations for primary care management of AECOPD are generally based on clinical features alone,<sup>9–11</sup> which are subjective and provide insufficient diagnostic accuracy to predict which patients can safely be managed without antibiotics.<sup>12</sup>

Point-of-care tests (POCTs) for acute infections are being promoted to reduce inappropriate antibiotic prescribing, help contain antimicrobial resistance and improve patient outcomes.<sup>13 14</sup> We conducted a randomised controlled trial to assess the effect of using a C-reactive protein (CRP) POCT to guide antibiotic prescribing for patients presenting with AECOPD in primary care.<sup>15</sup> We demonstrated that use of this test resulted in a 20% absolute reduction in antibiotic use with no adverse effect on patient outcomes.<sup>16</sup> Here, we present the findings from the health economic evaluation conducted as part of the PACE trial to assess whether CRP-POCT is a cost-effective option in addition to routine clinical assessment to guide the use and prescribing of antibiotics in patients with AECOPD in primary care.

## METHODS

PACE was a multi-centre, parallel-arm, open, individually randomised (1:1) controlled trial designed to establish whether CRP-POCT in addition to usual care can safely reduce antibiotic prescribing for AECOPD while proving non-inferiority in all relevant clinical outcomes.<sup>15 16</sup> The trial protocol was approved on 15 September 2014 by the Research Ethics Committee (REC) For Wales (Wales REC 6), recognised by the UK Ethics Committee Authority (REC reference: 14/WA/1106). Following informed consent, patients presenting with AECOPD to participating general practices in England and Wales were randomised to clinical management based on usual care alone (usual-care group) or usual care with the addition of a CRP-POCT (CRP-guided group). All practices were provided with a summary of national guidance on managing AECOPD.<sup>17</sup>

The intervention involved CRP-POCT to aid antibiotic prescribing decision at an initial consultation and in any additional consultations for AECOPD within 4 weeks post-randomisation using standard guidance for interpretation of results.<sup>15</sup> The usual-care group had no CRP-POCT during the 4 week post-randomisation period.

The co-primary outcomes comprised patient-reported antibiotic consumption for AECOPD within 4 weeks post-randomisation and COPD health status assessed by the Clinical COPD Questionnaire (CCQ) at 2 weeks post-randomisation. Analysis was based on a modified intention to treat (MITT) population (ie, all randomised participants who provided outcome data) with 324 participants in the usual-care group and 325 participants in the CRP-guided group. Patients and public contributors were involved in the design, conduct, reporting and dissemination plans for this research. Further details of the PACE trial have been previously reported.<sup>15 16</sup>

We conducted a within-trial economic evaluation from a UK National Health Service (NHS) perspective as per the health economic analysis plan (available from the authors by request). We assessed CRP-POCT implementation costs in primary care and subsequent healthcare costs, related to COPD and respiratory conditions, within 6 months post-randomisation. A cost-effectiveness analysis (CEA) was conducted based on the co-primary outcome of antibiotic consumption at 4 weeks. A cost-utility analysis (CUA) was performed at 6 months calculating the incremental cost per quality-adjusted life-year (QALY) gained. A range of sensitivity analyses assessed the impact of changing prespecified parameters on the base-case economic evaluation. As the time horizon was less than 12 months, no discounting was required. Excel 2010, SPSS 25 and STATA V.14.3 were used for analyses.

## C-reactive protein point-of-care test (CRP-POCT) implementation and chronic obstructive pulmonary disease (COPD)-related healthcare costs

We included costs of the CRP-POCT implementation in primary care, costs of medications prescribed (including antibiotics, oral corticosteroids and inhaled medications) and costs of primary and secondary healthcare resources related to COPD. Costs were expressed as 2015/2016 UK Pound Sterling (£), inflated and converted appropriately where required.<sup>18</sup> Resource use resulting from CRP-POCT implementation (including materials, consumables, staff time and training) was estimated through interviews and direct communications with participating general practice staff, the CRP-POCT manufacturer and the trial team, and using data collected during the trial (eg, frequency of repeat testing). We obtained unit costs of materials and consumables directly from the manufacturer and online wholesale catalogues. Staff costs were estimated using published unit cost.<sup>19</sup> New prescriptions of antibiotics, oral steroids and inhaled medication for treatment of COPD were recorded routinely during the 6-month note review within the trial. Unit costs were obtained from the Monthly Index of Medical Specialities<sup>20</sup> and the British National Formulary.<sup>21</sup> We costed individual prescriptions on dose, duration and daily frequency. Where information was missing or could not be extrapolated, the most commonly prescribed antibiotic (amoxicillin 500 mg, 21 tablets), oral steroid (prednisolone 5 mg, 56 tablets) and inhaled medication (salbutamol metered dose inhaler

100 mcg) were assumed. For inhaled medications, we assumed that a new prescription was issued where medication was increased at the index consultation. We calculated prescription costs over the 4-week and 6-month post-randomisation periods assuming that 1/6 of all medication prescriptions recorded in the 6-month review period would have occurred in the first 4 weeks. This assumption was tested in sensitivity analyses.

Healthcare resource use data (including primary care consultations, A&E visits, outpatient appointments and in-patient stays) were collected using an adapted Client Service Receipt Inventory (CSRI) integrated in the 4-week case report form (CRF) and a 6-month note review. We assessed the differences in healthcare use profile due to COPD and other respiratory conditions between the CRP-guided and usual-care groups. Where the CSRI had one or more items completed (ie, value of '0' or greater), it was assumed to be completed and blank items imputed with zero. Where the CSRI was marked as not done or fully incomplete, data were assumed missing and addressed appropriately. Costs were assigned using published unit costs.<sup>19 22</sup> Outpatient visits and inpatient stays were costed individually according to the reasons for healthcare contact, length of stay and specialty/department visited as recorded in the trial CRFs. The mean healthcare costs in both groups were summated based on all available cases, and non-parametric Mann-Whitney U tests were used to compare between-group differences. Non-parametric bootstrapping was employed to derive 95% CIs to account for the skewness of cost data.

## Outcomes

The co-primary clinical outcomes used in the trial were patient-reported antibiotic consumption for AECOPD within 4 weeks post-randomisation and COPD health status measured by the CCQ at 2 weeks post-randomisation. For the cost-effectiveness analysis, we used patient-reported antibiotic consumption to produce an absolute percentage reduction in antibiotic consumption at 4 weeks.

Participants' health-related quality of life (HRQoL) was assessed using the European Quality of Life 5 Dimensions 3 Level Version (EQ-5D-3L) during the internal pilot (n=60) and the European Quality of Life 5 Dimensions 5 Level Version (EQ-5D-5L) questionnaire for all trial participants beyond the pilot at baseline and 6 months post-randomisation. The descriptive system was used with the UK social tariff for the EQ-5D-5L and EQ-5D-3L, respectively, to generate a utility score for each trial participant at each time point. In accordance with the National Institute for Health and Care Excellence (NICE) recommendations at the time of analysis,<sup>23</sup> EQ-5D-5L data were mapped to the EQ-5D-3L valuation set using the cross-walk index value calculator, which allowed for a practical approach to handling the different versions of the EQ-5D between internal pilot and full trial. QALYs were calculated based on the utility scores at baseline and 6 months using the area-under-the-curve approach and linear

interpolation.<sup>24</sup> We used the EQ-5D MITT population, which included all patients who had a complete baseline questionnaire and one or more complete follow-up questionnaires, using a logistic-regression model, adjusted for the number of Anthonisen criteria before randomisation, with the potential correlated nature of the data from the patients within practices taken into account.

## Missing data

While the descriptive analysis of health and care resources was undertaken based on available cases, the comparative analysis to establish differences between groups used the MITT population. Assuming data were missing at random, multiple imputation was performed to account for missing data using chained equations. Predictive mean matching (PMM) was used for cost, medication days and utility variables; logistic regression was deemed appropriate for antibiotic prescription variables. PMM for continuous variables was used to avoid the imputation of values outside of plausible ranges (eg, utility values greater than one and costs less than zero). A total of 20 imputations were added, and results were combined using Rubin rules.<sup>25</sup> The imputation model used site, allocation and baseline cost and utility variables as covariates.

## Cost-effectiveness analyses

The CEA expressed the incremental cost required to achieve a 1% absolute reduction in the number of people consuming at least one dose of antibiotics in the 4 weeks following randomisation. An incremental cost-effectiveness ratio (ICER) was estimated as the difference between groups in mean total costs divided by the difference in mean reduction in antibiotic consumption between groups. No established willingness-to-pay (WTP) threshold values for the cost-effectiveness (CE) in reduction of antibiotic consumption exist.

For the CUA, we used threshold values recommended by NICE. Generally, where an intervention is less costly but more clinically effective compared with all other relevant alternatives, the intervention dominates the alternatives. Where an intervention is more expensive and less clinically effective, the intervention is dominated. Where the intervention has an ICER of £20 000 or less per QALY gained compared with the next best alternative, it may be considered cost-effective (ie, worth the extra cost of producing one extra QALY or the extra savings achieved by sacrificing one additional QALY). No conditions for non-inferiority were applied.

## Sensitivity analyses

Deterministic univariate sensitivity analyses changed test, medication and healthcare costs, and outcomes individually within plausible ranges (eg, 95% CIs,  $\pm 30\%$ ). To address joint uncertainty in costs and effects, probabilistic sensitivity analysis, using non-parametric bootstrapping, assessed the impact on the ICER from 1000 random resamples with replacement with results presented on cost-effectiveness (CE) planes. CE acceptability curves

described the probability of CRP-POCT being cost-effective, compared with usual care, at different WTP thresholds. No subgroup analyses were performed.

## RESULTS

### C-reactive protein point-of-care-test (CRP-POCT) implementation costs

The total cost of CRP-POCT was estimated to be £11.31 per test (see online supplemental table A). Every CRP-guided group patient received one test at the index consultation. In the 4 weeks after randomisation, a total of 20 CRP-POCT tests were conducted on 18 patients in the CRP-guided group. This increased the per-patient cost of CRP testing at the 4-week follow-up point (including baseline) to £12.08 (SD=£3.23).

### Cost of chronic obstructive pulmonary disease (COPD)-related medication

A breakdown of the mean costs for all COPD-related prescribed medications can be found in table 1.

Considering all available cases (n=649), 47.7% of patients in the CRP-guided group were prescribed antibiotics at their baseline GP consultation following CRP testing, compared with 69.4% in the usual-care group. The most commonly prescribed antibiotics were amoxicillin (59.5%), doxycycline (24.0%) and clarithromycin (12.8%). In the 6 months following the baseline GP consultation (n=606), 12.8% fewer patients received antibiotic prescriptions in the CRP-guided group compared with the usual-care group. However, patients in the CRP-guided group were issued on average 0.21 more prescriptions than those in the usual-care group (2.33 vs 2.12) and received more expensive antibiotic formulations (mean £1.66 per prescription compared with £1.53 in the usual-care group), resulting in a £0.15 increase in cost of antibiotics per patient in the CRP-guided group (p=0.194). Overall, when initial consultation and 6-month review period prescriptions were combined, there was a statistically significant, but small reduction in the mean cost of antibiotics in the CRP-guided group by £0.13 (95% CI -£0.72 to £0.46) per patient (p=0.031).

Oral corticosteroids were prescribed to 54.9% of patients in the CRP-guided group and 55.6% in the usual-care group at baseline, with marginally more prescriptions per patient in the CRP-guided group. The difference in cost of oral steroids during the 6-month review period was not statistically significant (table 1).

In the CRP-guided group, 21.9% of patients were prescribed new inhaled medications or had their existing prescription increased at baseline compared with 22.7% in the usual-care group, with more prescriptions per patient (1.23 vs 1.18). During the 6-month follow-up period, 5.4% more inhaled medication was prescribed to patients in the CRP-guided group than in the usual-care group. Combining baseline and 6-month review period prescriptions, there was no significant difference

in total inhaler cost (mean £2.21; 95% CI -£0.75 to £5.18; p=0.375) per patient between the groups.

### Cost of chronic obstructive pulmonary disease (COPD)-related healthcare use

Fewer patients had COPD-related general practitioner (GP) home visits, nurse home visits and GP phone consultations in the CRP-guided group compared with control (see table 1). GP surgery consultations for COPD were 2.7% less frequent (58.6% vs 61.3%), with slightly fewer visits per patient (2.18 in CRP-guided group compared with 2.27 in usual-care group) resulting in an overall non-significant difference in primary care cost due to COPD in the CRP-guided group of -£6.35 (95% CI -£18.91 to £6.11, p=0.627) per patient. Mean hospital inpatient stay duration was 1.68 days longer per admitted patient (95% CI -1.92 to 5.28, p=0.617) in the CRP-guided group (6.42 days vs 4.74 days), but the cost difference was not statistically significant. Total COPD-related secondary care cost was marginally lower in the CRP-guided group because of a lower number of outpatient appointments (see table 1).

Total COPD-related healthcare cost (including the index consultation and 6-month follow-up period) was £294.14 (SD=£906.15) per patient in the CRP-guided group and £287.33 (SD=£673.70) per patient in the usual-care group, with no evidence of statistical difference (95% CI -£116.49 to £130.11, p=0.505; see figure 1).

### Clinical outcomes

Of the 649 participants randomised, 537 contributed to the primary analysis of antibiotic consumption (82.7%). The odds of consuming an antibiotic for AECOPD during the first 4 weeks following randomisation were 69% lower in participants allocated to the CRP-guided group compared with usual care (adjusted OR=0.31; 95% CI 0.20 to 0.47; p<0.001). In the usual-care group (n=274), 77.4% of patients consumed antibiotics compared with 57.0% in the CRP-guided group (n=263).<sup>16</sup>

Health utility was non-inferior in the CRP-guided group compared with usual care when averaged across follow-up time points (adjusted mean difference=0.03, 95% CI -0.04 to 0.09, p=0.384). The mean number of QALYs gained over the 6-month review period was 0.2915 (SD=0.1240) in the usual-care group and 0.3000 (SD=0.1275) in the CRP-guided group.

### Cost-effectiveness analysis

The mean cost for the MITT population (n=537) at the 4-week follow-up point (including baseline) was £94.40 (SD=£142.39) in the CRP-guided group (n=274) and £70.06 (SD=£83.44) in the usual-care group (n=263). This represents an incremental cost of £24.34 (95% CI £4.65 to £44.03, p=0.015) per participant in the CRP-guided group. Considering a reduction of antibiotic consumption of 20.34% in the CRP-guided group, the mean ICER is £120 per 1% absolute reduction in antibiotic consumption.

**Table 1** Cost of acute exacerbations of chronic obstructive pulmonary disease–related medications, primary and secondary care for PACE trial participants

	CRP-POCT group (n=325)	Control group (n=324)	Difference (95% CI)*	p value
<b>Antibiotics</b>				
Mean antibiotic cost at index consultation (£), per patient (SD)	0.63 (0.69)	0.91 (0.72)	−0.28 (−0.38 to −0.16)	>0.001
Mean antibiotic cost at 6-month review (£), per patient (SD)	2.20 (4.69)	2.05 (2.78)	0.15 (−0.41 to 0.79)	0.194
<b>Oral steroids</b>				
Mean oral steroid cost at index consultation (£), per patient (SD)	0.75 (0.77)	0.74 (0.73)	0.02 (−0.06 to 0.17)	0.949
Mean oral steroid cost at 6-month review (£), per patient (SD)	1.10 (1.92)	1.26 (2.88)	−0.16 (−0.54 to 0.28)	0.292
<b>Inhaled medications</b>				
Mean inhaled medications cost at index consultation (£), per patient (SD)	3.14 (8.83)	3.10 (8.41)	0.05 (−1.43 to 1.46)	0.875
Mean inhaled medications cost at 6-month review (£), per patient (SD)	10.05 (18.65)	7.74 (16.20)	2.30 (−0.23 to 5.28)	0.134
<b>Total medication cost</b>				
Mean total medication cost at index consultation (£), per patient (SD)	4.51 (8.76)	4.70 (8.39)	−0.21 (−1.68 to 1.25)	0.116
Mean total medication cost at 6-month review (£), per patient (SD)	13.35 (19.55)	11.05 (17.00)	2.30 (−0.61 to 5.21)	0.371
<b>Primary care costs at 6-month review (£), per patient (SD)</b>				
GP visits at surgery	45.95 (55.06)	50.07 (59.78)	−4.12 (−13.10 to 4.70)	0.818
Nurse visits at surgery	7.31 (10.44)	6.67 (11.83)	0.64 (−1.26 to 2.48)	0.086
GP visits at home	3.08 (18.66)	4.50 (22.53)	−1.43 (−4.76 to 2.02)	0.505
Nurse visits at home	0.00 (0.00)	1.10 (13.12)	−1.10 (−2.83 to −0.08)	0.131
GP phone consultations	10.89 (25.96)	11.23 (28.26)	−0.34 (−4.85 to 4.01)	0.670
Nurse phone consultations	0.82 (2.63)	0.76 (2.79)	0.06 (−0.38 to 0.48)	0.499
Other contacts	0.09 (0.94)	0.16 (1.63)	−0.06 (−0.30 to 1.33)	0.688
Total cost of primary care use per patient	68.13 (72.34)	74.49 (85.37)	−6.35 (−18.91 to 6.11)	0.627
<b>Secondary care costs at 6-month review (£), per patient (SD)</b>				
Accident and emergency visits	16.26 (61.07)	14.60 (55.35)	1.66 (−7.38 to 11.01)	0.971
Outpatient visits	24.06 (77.74)	36.84 (105.53)	−12.79 (−28.04 to 1.91)	0.153
Inpatient stays	134.16 (855.00)	123.57 (625.23)	10.59 (−103.27 to 133.12)	0.691
Total cost of secondary care use per patient	174.48 (911.54)	175.01 (669.57)	−0.53 (−123.23 to 130.94)	0.333

Continued

**Table 1** Continued

	CRP-POCT group (n=325)	Control group (n=324)	Difference (95% CI)*	p value
<b>Total healthcare costs in the 6-month review period (£), per patient (SD)</b>				
Total cost (based on all available cases) and including intervention cost	294.14 (906.15)	287.33 (673.70)	6.81 (−116.49 to 130.11)	0.505

\*95% CIs are based on non-parametric bias-corrected accelerated 5000 bootstrapped resamples. P values are based on non-parametric Mann-Whitney U tests comparing median differences between groups.  
CRP-POCT, C-reactive protein point-of-care-test; GP, general practitioner .

In all sensitivity analyses, ICERs ranged between £114 and £152 per 1% reduction in antibiotic consumption. ICERs were generally robust but most affected by changes in healthcare costs and antibiotic consumption. Probabilistic sensitivity analysis following bootstrapping showed that the majority of plausible ICERs indicated the intervention being more costly and more effective (see [figure 2](#)) with a probabilistic mean ICER of £125 (95% CI −£42.00 to £518.14).

#### Cost-utility analysis

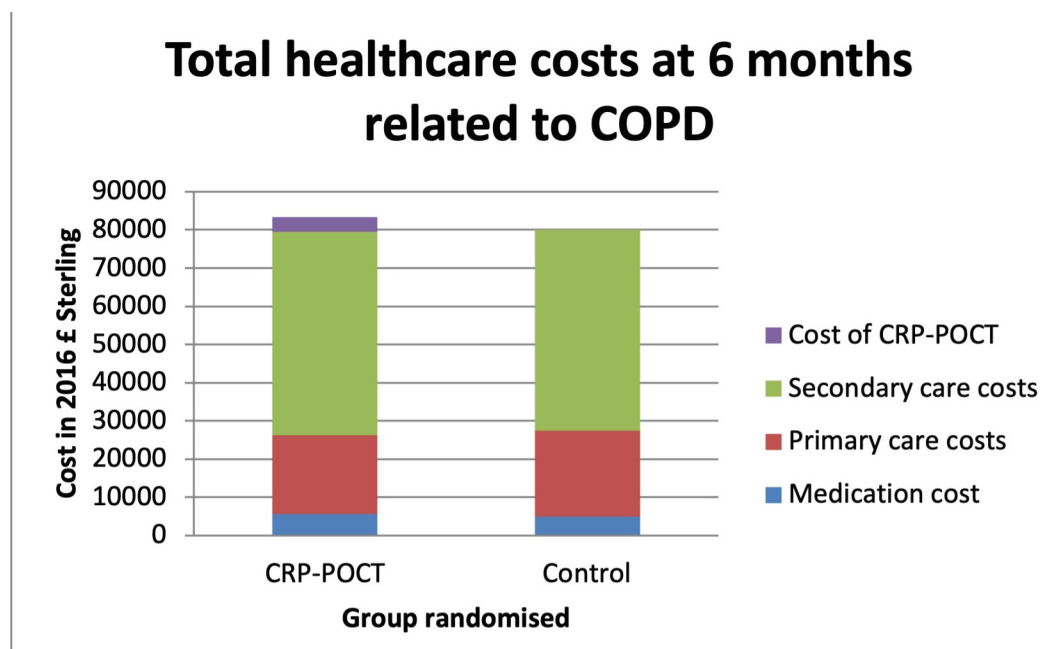
There was no evidence of inferiority in cost outcomes in the CRP-guided group, with total COPD-related cost at 6 months (including baseline) for the EQ-5D MITT population of £309.93 (SD=£941.03) per person in the CRP-guided group (n=301) and £300.97 (SD=£697.08) in the usual-care group (n=301). Furthermore, no evidence of a difference in QALYs was found. However, despite the initial premise of non-inferiority, a marginal QALY increase of 0.0085 (95% CI −0.0117 to 0.0286, p=0.760) in

the CRP-guided group and slightly higher costs resulted in a base case ICER of £1054 per QALY gained.

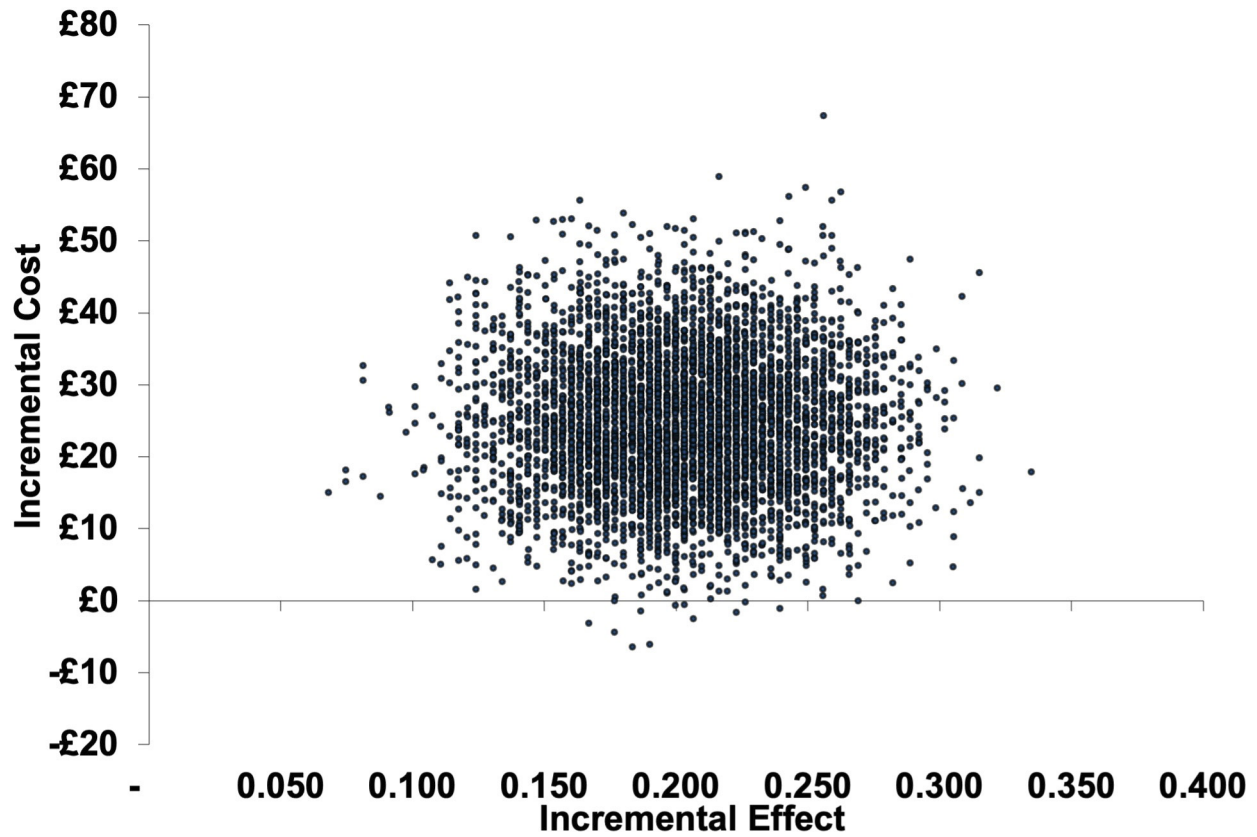
Results remained reasonably robust during deterministic sensitivity analysis when subjected to changes in the cost and QALY inputs with ICERs between £847 and £1323 but most sensitive to healthcare cost and QALY gain due to the small between-group differences.

In the probabilistic sensitivity analysis, most results found CRP-POCT to be more costly but also more effective. However, results are distributed across all quadrants of the CE plane resulting from the small differences in costs and QALYs between the two groups (see [figure 3](#)). Overall, the mean probabilistic ICER was £1489 (95% CI −£61 895 to £65 848) per QALY gained with a probability of CRP testing to be cost-effective at a WTP threshold of £20 000 per QALY gained of 73.1% (see [figure 4](#)).

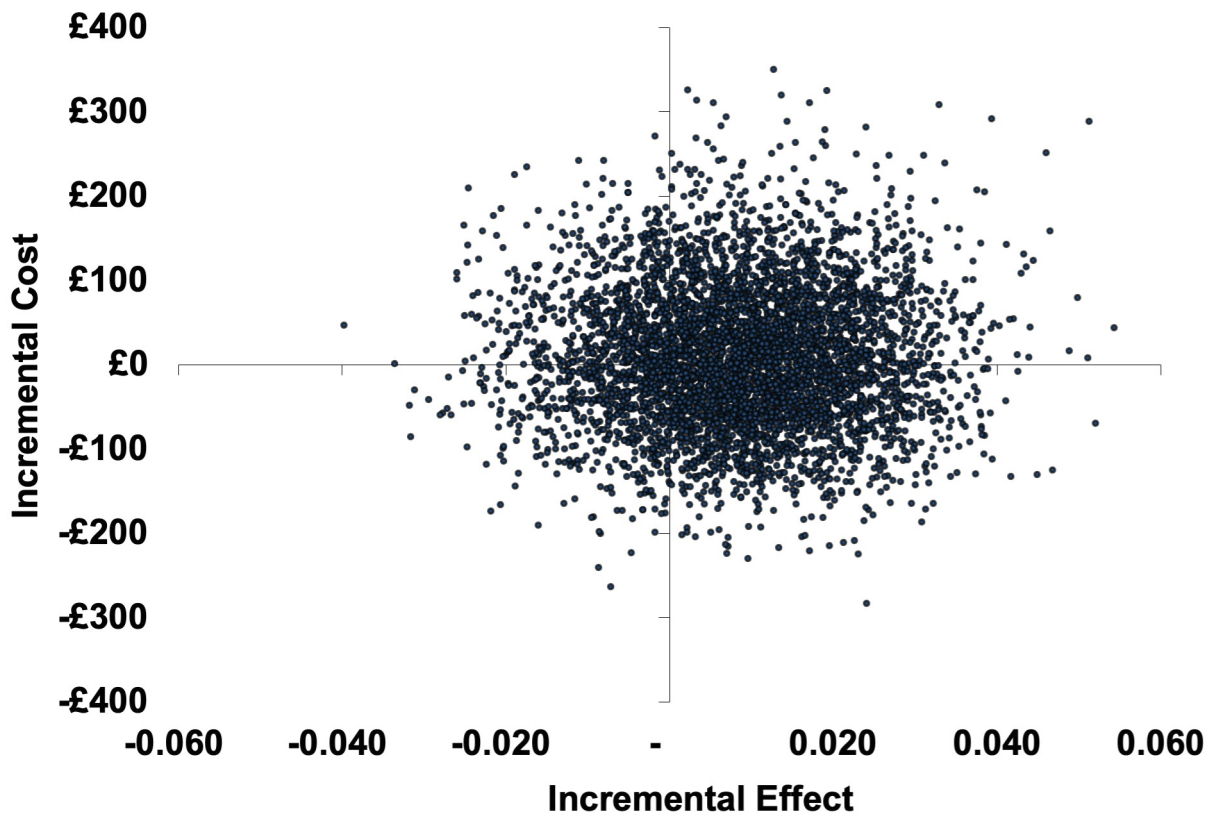
Repeating the CUA using the ITT population after multiple imputation resulted in an incremental effect of 0.0153 (95% CI 0.0122 to 0.0185) QALYs and a



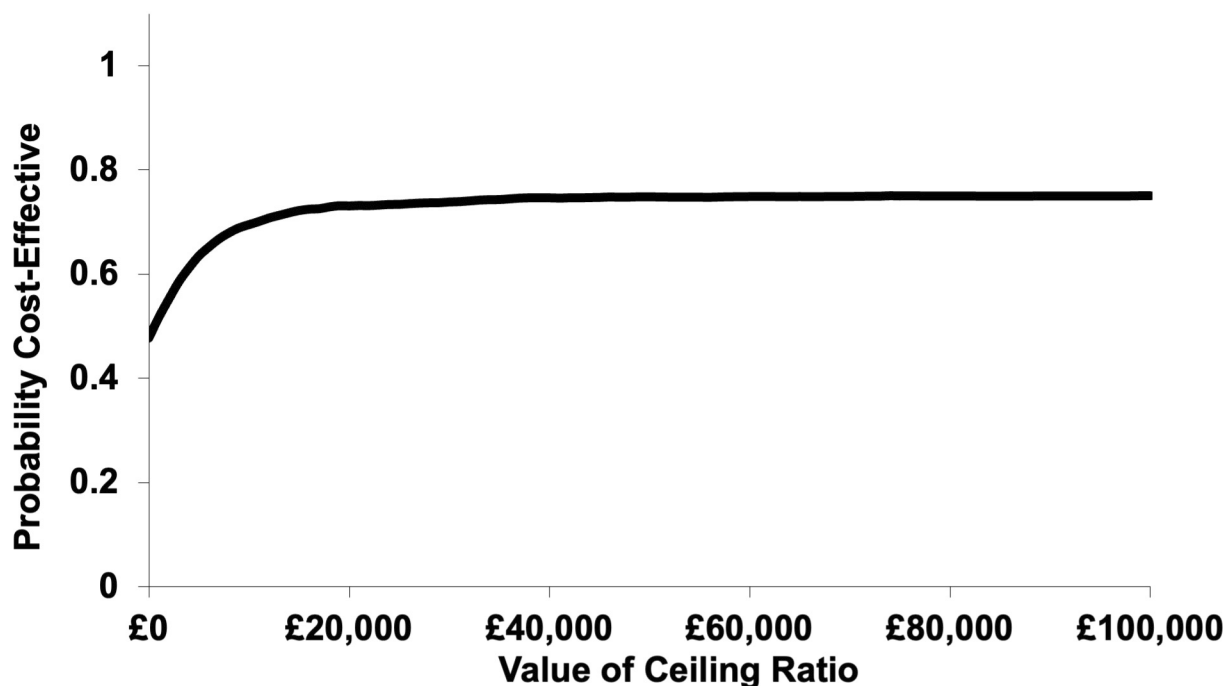
**Figure 1** Total cost associated with chronic obstructive pulmonary disease (COPD) and other respiratory conditions (including baseline costs) during 6-month study period for C-reactive protein point-of-care-test (CRP-POCT) and control group.



**Figure 2** Cost-effectiveness plane depicting incremental cost per 1% absolute reduction in antibiotic consumption calculated in 1000 bootstrapping iterations.



**Figure 3** Cost-effectiveness plane (modified intention to treat analysis) for the base case cost-utility analysis (incremental cost per quality-adjusted life-year gained).



**Figure 4** Cost-effectiveness acceptability curve (modified intention to treat analysis) for the base case cost-utility analysis (incremental cost per quality-adjusted life-year gained).

marginally reduced cost of  $-\pounds 4.94$  (95% CI  $-\pounds 26.39$  to  $16.51$ ), with the CRP-guided group dominating usual care with a probability of CE at WTP thresholds of  $\pounds 20\,000$  per QALY gained of 98.2%. Using the lower and upper bounds of the 95% CIs for the cost and QALY differences to conduct deterministic sensitivity analysis results in ICERs up to  $\pounds 10\,154$  with scenarios when the intervention is both dominating and dominated. This high level of uncertainty is caused by the small differences in costs and effects on utility between groups with CIs spanning zero.

## DISCUSSION

In this comprehensive economic evaluation conducted alongside the PACE randomised controlled trial,<sup>15 16</sup> we calculated a CRP-POCT cost of  $\pounds 11.31$  per test. Use of the intervention was associated with a 20% absolute reduction in antibiotic consumption, and the POCT cost was largely offset by savings in healthcare resource use related to COPD and respiratory conditions. The mean probabilistic ICERs were  $\pounds 125$  (95% CI  $-\pounds 42.00$  to  $\pounds 518.14$ ) per 1% absolute reduction in antibiotic consumption compared with usual care at 4 weeks and  $\pounds 1489$  (95% CI  $-\pounds 61\,895$  to  $\pounds 65\,848$ ) per QALY gained at 6 months, with the probability of CRP-POCT being cost-effective at a WTP threshold of  $\pounds 20\,000$  per QALY gain being 73.1%.

### Strengths and limitations

To our knowledge, this is the first UK study that has examined the CE of the use of CRP-POCT in primary care based on actual antibiotic consumption. We report on one of the few studies of antibiotic stewardship interventions

that considers both a reduction in antibiotic use and no worse (non-inferior) clinical recovery.<sup>16</sup>

Undertaking an economic evaluation alongside a pragmatic randomised controlled trial is challenging, and we used various strategies to account for this, including handling missing data, baseline differences and skewed cost data, with extensive sensitivity analyses undertaken to account for uncertainty in our findings. Our main perspective was a UK NHS perspective, which does not consider the wider costs to the patient and society. We conducted additional analysis to take into account changes in work productivity, with no impact on our conclusions, but this is a limited presentation of a societal perspective and did not consider direct costs borne by the patient (eg, over the counter medicines) or other direct or indirect costs incurred by the patient (and family). Our CUA was sensitive to changes in HRQoL reported. This is caused by the small difference in utilities between the two groups. The PACE trial was designed to show non-inferiority in secondary outcomes, including health status and HRQoL, despite reduction in antibiotic consumption, rather than superiority. As such, small utility differences had to be expected. The short-term trial follow-up is a limitation and does not take into account the longer-term costs and outcomes associated with a chronic health condition whereby AECOPD is likely to reoccur. Alongside this, our analysis does not consider the wider health and healthcare resource implications associated with better antibiotic stewardship, and it is likely this is where potential health benefits could occur, for example, reduced antibiotic resistance hence reduced resource use in the wider population.



## Comparison with previous evidence

We identified four studies that assessed the CE of CRP-POCT for antibiotic prescribing in patients with lower respiratory tract infections, reporting similarly small cost and quality of life differences between groups.<sup>26–29</sup> While these studies were conducted in different patient populations and settings, the similarities in the direction and magnitude of results confirm the robustness and accuracy of the CE evidence presented here. Furthermore, a model-based CUA based on data reported in the literature<sup>30</sup> corroborates our findings that point-of-care testing is cost-effective in guiding antibiotic prescribing decisions for patients with AECOPD.

## Implications for practice and research

Our findings, alongside the PACE clinical trial,<sup>16</sup> provide clear evidence that CRP-POCT is a cost-effective option to reduce antibiotic prescribing in primary care for patients with AECOPD without affecting health outcomes or healthcare costs. The NICE has recommended the use of CRP testing to predict pneumonia in primary care.<sup>31</sup> Our findings indicate that CRP-POCT is also a cost-effective intervention for management of AECOPD in primary care. Further research should address the longer-term CE of CRP-POCT in the management of AECOPD in clinical practice and the wider impact on improving outcomes as a consequence of enhanced antibiotic stewardship and reduction in antimicrobial resistance. Moreover, the CE of CRP-POCT in other healthcare settings will need to be investigated in due course to estimate its benefit beyond the UK and especially in privately funded systems and low-resource settings.

## Author affiliations

<sup>1</sup>Swansea Centre for Health Economics, Faculty of Medicine, Health and Life Science, Swansea University, Swansea, UK

<sup>2</sup>Primary Care Research Centre, School of Primary Care, Population Sciences and Medical Education, University of Southampton, Southampton, UK

<sup>3</sup>Swansea Trials Unit, Faculty of Medicine, Health and Life Science, Swansea University, Swansea, UK

<sup>4</sup>Centre for Trials Research, University of Cardiff, Cardiff, UK

<sup>5</sup>School of Life Course and Population Sciences, Kings College London, London, UK

<sup>6</sup>Department of Public Health, College of Health Sciences, Health Sector, Qatar University, Doha, Qatar

<sup>7</sup>Nuffield Department of Primary Health Care Sciences, University of Oxford, Oxford, UK

X Nick Francis @nickafrancis and Christopher C Butler @ChrisColButler

**Acknowledgements** We thank the personnel of the Centre for Trials Research, Cardiff University, and the University of Oxford Primary Care and Vaccines Clinical Trials Collaborative for providing support in the conduct of the trial and the personnel of the Health and Care Research Wales Workforce, the Thames Valley and South Midlands, Eastern, and West of England Primary Care Research Networks, the Comprehensive Local Clinical Research Networks, and the Cwm Taf and Cardiff and Vale University Health Boards for their support in identifying the recruitment sites and in performing the medical-record reviews at these sites. We also thank the clinicians at the participating primary care practices, as well as all the patients who participated in the trial. We acknowledge the contributions of the members of the trial steering committee (Hilary Pinnock, Mike Thomas, William Hollingworth and Derek Cummings (patient and public representative)) and the independent data monitoring and ethics committee (Martyn Lewis, Chris Griffiths and Charis Marwick) and also of Margaret Barnard (who died in April 2016) and Jonathan Bidmead, who provided patient and public representation in the trial management group.

**Contributors** NF and CCB were the coprincipal investigators. BS was the health economics lead and undertook the cost-effectiveness analysis, overseen by DF, with SH and MFA running regression models and bootstrapping. DG was the senior statistician and JB the trial manager. NF, CB, BS, DF, KH, PW, DG, JB and MFA contributed to the design of the study. BS and DF wrote the first draft of the manuscript. All authors contributed to interpretation of the data and revision of the report and reviewed and approved the final manuscript. The corresponding author had full access to all the study data and had final responsibility for the decision to submit for publication. BS is the guarantor of the work.

**Funding** This evaluation was supported by the NIHR Health Technology Assessment Program (project number 12/33/12). The funder had no role in study design, data collection and analysis, decision to publish, or preparation of the manuscript. The views expressed are those of the authors and not necessarily those of the National Health Service (NHS), the National Institute for Health Research (NIHR) or the Department of Health and Social Care. CCB was supported by funding from an NIHR Protection Research Unit on Health Care Associated Infections and Antimicrobial Resistance, by the NIHR MedTech and In Vitro Diagnostics Co-Operative at Oxford NHS Foundation Trust, and by an NIHR Senior Investigator Award.

**Competing interests** CCB received advisory board fees from Roche Molecular Systems and grant support from Roche Molecular Diagnostics and is a member of the BMJ Open Editorial Advisory Board. DG is a member of the BMJ Open Statistical Advisory Board. No other potential conflict of interest relevant to this article was reported.

**Patient and public involvement** Patients and/or the public were involved in the design, conduct, reporting or dissemination plans of this research. Refer to the Methods section for further details.

**Patient consent for publication** Not applicable.

**Ethics approval** This study involves human participants and was approved by the Research Ethics Committee for Wales (Wales REC 6), UKECA REC reference: 14/WA/1106. Participants gave informed consent to participate in the study before taking part.

**Provenance and peer review** Not commissioned; externally peer reviewed.

**Data availability statement** Data are available upon reasonable request. The datasets generated or analysed during the study are available upon request from [opendata@cardiff.ac.uk](mailto:opendata@cardiff.ac.uk), subject to regulatory approvals, any terms and conditions from external providers, patient confidentiality and all laws concerning the protection of personal information. Data is generally freely available, but recipients are expected to acknowledge the original creators in any public use of the data or in publishing research results based wholly or in part upon the data. Anyone requesting access to data will be asked to agree to the terms of the Creative Commons Attribution 4.0 license. The trialists may ask the requestor to cover reasonable cost for preparing and providing the data (eg, physical storage and postage, where dataset size makes it impractical to provide data by electronic means).

**Supplemental material** This content has been supplied by the author(s). It has not been vetted by BMJ Publishing Group Limited (BMJ) and may not have been peer-reviewed. Any opinions or recommendations discussed are solely those of the author(s) and are not endorsed by BMJ. BMJ disclaims all liability and responsibility arising from any reliance placed on the content. Where the content includes any translated material, BMJ does not warrant the accuracy and reliability of the translations (including but not limited to local regulations, clinical guidelines, terminology, drug names and drug dosages), and is not responsible for any error and/or omissions arising from translation and adaptation or otherwise.

**Open access** This is an open access article distributed in accordance with the Creative Commons Attribution 4.0 Unported (CC BY 4.0) license, which permits others to copy, redistribute, remix, transform and build upon this work for any purpose, provided the original work is properly cited, a link to the licence is given, and indication of whether changes were made. See: <https://creativecommons.org/licenses/by/4.0/>.

## ORCID iDs

Bernadette Sewell <http://orcid.org/0000-0001-5471-922X>

Nick Francis <http://orcid.org/0000-0001-8939-7312>

Shaun Harris <http://orcid.org/0000-0001-7724-6621>

David Gillespie <http://orcid.org/0000-0002-6934-2928>

Janine Bates <http://orcid.org/0000-0003-3610-2415>

Patrick White <http://orcid.org/0000-0002-2047-8787>

Mohammed Fasihul Alam <http://orcid.org/0000-0003-2590-851X>  
 Christopher C Butler <http://orcid.org/0000-0002-0102-3453>  
 Deborah Fitzsimmons <http://orcid.org/0000-0002-7286-8410>

## REFERENCES

- Hurst JR, Vestbo J, Anzueto A, *et al*. Susceptibility to exacerbation in chronic obstructive pulmonary disease. *N Engl J Med* 2010;363:1128–38.
- Al-ani S, Spigt M, Hofset P, *et al*. Predictors of exacerbations of asthma and COPD during one year in primary care. *Fam Pract* 2013;30:621–8.
- Llor C, Bjerrum L, Munck A, *et al*. Predictors for antibiotic prescribing in patients with exacerbations of COPD in general practice. *Thorax* 2013;7:131–7.
- Costelloe C, Metcalfe C, Lovering A, *et al*. Effect of antibiotic prescribing in primary care on antimicrobial resistance in individual patients: Systematic review and meta-analysis. *BMJ* 2010;340:c2096.
- Daniels JMA, Sniijders D, de Graaff CS, *et al*. Antibiotics in addition to systemic corticosteroids for acute exacerbations of chronic obstructive pulmonary disease. *Am J Respir Crit Care Med* 2010;181:150–7.
- Papi A, Bellettato CM, Braccioni F, *et al*. Infections and airway inflammation in chronic obstructive pulmonary disease severe exacerbations. *Am J Respir Crit Care Med* 2006;173:1114–21.
- Goossens H, Ferech M, Vander Stichele R, *et al*. Outpatient antibiotic use in Europe and association with resistance: a cross-national database study. *Lancet* 2005;365:579–87.
- Cosby JL, Francis N, Butler CC. The role of evidence in the decline of antibiotic use for common respiratory infections in primary care. *Lancet Infect Dis* 2007;7:749–56.
- Anthonisen NR, Manfreda J, Warren CP, *et al*. Antibiotic therapy in exacerbations of chronic obstructive pulmonary disease. *Ann Intern Med* 1987;106:196–204.
- GOLD global initiative for chronic obstructive lung disease. Global strategy for the diagnosis, management, and prevention of chronic obstructive pulmonary disease. Available: [https://goldcopd.org/wp-content/uploads/2023/03/GOLD-2023-ver-1.3-17Feb2023\\_WMV.pdf](https://goldcopd.org/wp-content/uploads/2023/03/GOLD-2023-ver-1.3-17Feb2023_WMV.pdf) [Accessed 1 Dec 2023].
- National Institute for Health and Care Excellence. Chronic obstructive pulmonary disease. Available: <https://www.nice.org.uk/guidance/ng114/> [Accessed 1 Dec 2023].
- Vollenweider DJ, Jarrett H, Steurer-Stey CA, *et al*. Antibiotics for exacerbations of chronic obstructive pulmonary disease. *Cochrane Database Syst Rev* 2012;12:CD010257.
- O'Neill J. Rapid diagnostics: stopping unnecessary use of antibiotics. The review on antimicrobial resistance 2015. Available: <https://amr-review.org/sites/default/files/Paper-Rapid-Diagnostics-Stopping-Unnecessary-Prescription-Low-Res.pdf> [Accessed 1 Dec 2023].
- Horvath AR, Lord SJ, StJohn A, *et al*. From biomarkers to medical tests: the changing landscape of test evaluation. *Clin Chim Acta* 2014;427:49–57.
- Bates J, Francis NA, White P, *et al*. General practitioner use of a C-reactive protein point-of-care test to help target antibiotic prescribing in patients with acute exacerbations of chronic obstructive pulmonary disease (the PACE study): study protocol for a randomised controlled trial. *Trials* 2017;18:442.
- Butler CC, Gillespie D, White P, *et al*. C-Reactive Protein Testing to Guide Antibiotic Prescribing for COPD Exacerbations. *N Engl J Med* 2019;381:111–20.
- National Institute for Health and Care Excellence. Chronic obstructive pulmonary disease pathways. 2023. Available: <https://www.england.nhs.uk/rightcare/toolkits/chronic-obstructive-pulmonary-disease-copd-pathway/> [Accessed 1 Dec 2023].
- CCEMG-eppi-centre cost converter. 2016. Available: <http://eppi.ioe.ac.uk/costconversion/default.aspx> [Accessed Nov 2017].
- Curtis L, Burns A, Unit Costs of Health and Social Care 2016. Personal social services research unit. Canterbury University of Kent; 2016.
- Monthly index of medical specialities (MIMS). 2017. Available: <https://www.mims.co.uk/> [Accessed Nov 2017].
- British national formulary (BNF). 2017. Available: <https://www.medicinescomplete.com/about/publications.htm?pub=bnf> [Accessed Nov 2017].
- Department of health: nhs reference costs 2015 to 2016. 2016. Available: <https://www.gov.uk/government/publications/nhs-reference-costs-2015-to-2016> [Accessed Nov 2017].
- National Institute for Health and Care Excellence. Position statement on use of the eq-5d-5l valuation set. 2019. Available: <https://www.nice.org.uk/about/what-we-do/our-programmes/nice-guidance/technology-appraisal-guidance/eq-5d-5l#:~:text=We%20do%20not%20recommend%20using,set%20for%20reference%20case%20analyses> [Accessed 1 Dec 2023].
- Dritsaki M, Achana F, Mason J, *et al*. Methodological Issues Surrounding the Use of Baseline Health-Related Quality of Life Data to Inform Trial-Based Economic Evaluations of Interventions Within Emergency and Critical Care Settings: A Systematic Literature Review. *Pharmacoeconomics* 2017;35:501–15.
- Rubin DB. *Multiple Imputation for Nonresponse in Surveys*. New Jersey: John Wiley & Sons, 1987.
- Hunter R. Cost-effectiveness of point-of-care C-reactive protein tests for respiratory tract infection in primary care in England. *Adv Ther* 2015;32:69–85.
- Cals JW, Ament AJ, Hood K, *et al*. C-reactive protein point of care testing and physician communication skills training for lower respiratory tract infections in general practice: economic evaluation of a cluster randomized trial. *J Eval Clin Pract* 2011;17:1059–69.
- Oppong R, Jit M, Smith RD, *et al*. Cost-effectiveness of point-of-care C-reactive protein testing to inform antibiotic prescribing decisions. *Br J Gen Pract* 2013;63:e465–71.
- Fawsitt CG, Lucey D, Harrington P, *et al*. A cost-effectiveness and budget impact analysis of C-reactive protein point-of-care testing to guide antibiotic prescribing for acute respiratory tract infections in primary care settings in Ireland: a decision-analytic model. *Fam Pract* 2022;39:389–97.
- Abel L, Dakin HA, Roberts N, *et al*. Is stratification testing for treatment of chronic obstructive pulmonary disease exacerbations cost-effective in primary care? an early cost-utility analysis. *Int J Technol Assess Health Care* 2019;35:116–25.
- National Institute for Health and Care Excellence. Pneumonia in adults: diagnosis and management (clinical guideline CG191). Available: <https://www.nice.org.uk/guidance/cg191> [Accessed 1 Dec 2023].